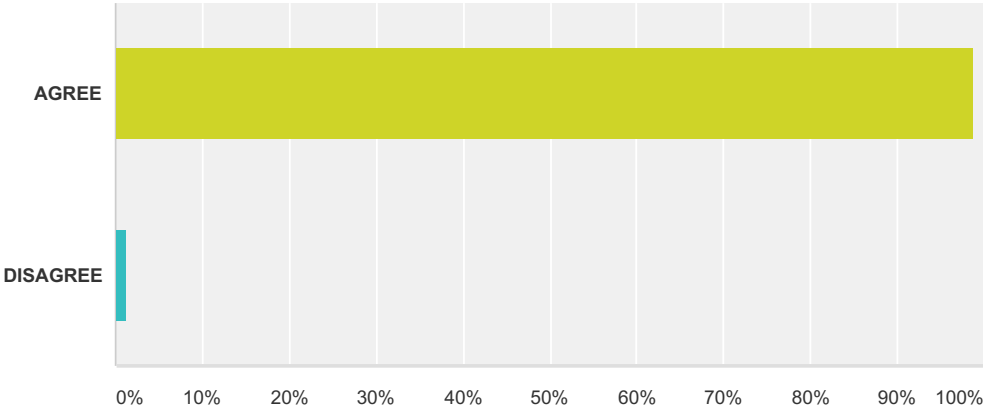


Q1 ELECTRONIC CONSENT: Please select your choice below. Clicking on the "agree" button below indicates that: you have read the above information you voluntarily agree to participate you are at least 18 years of age If you do not wish to participate in the research study, please decline participation by clicking on the "disagree" button.

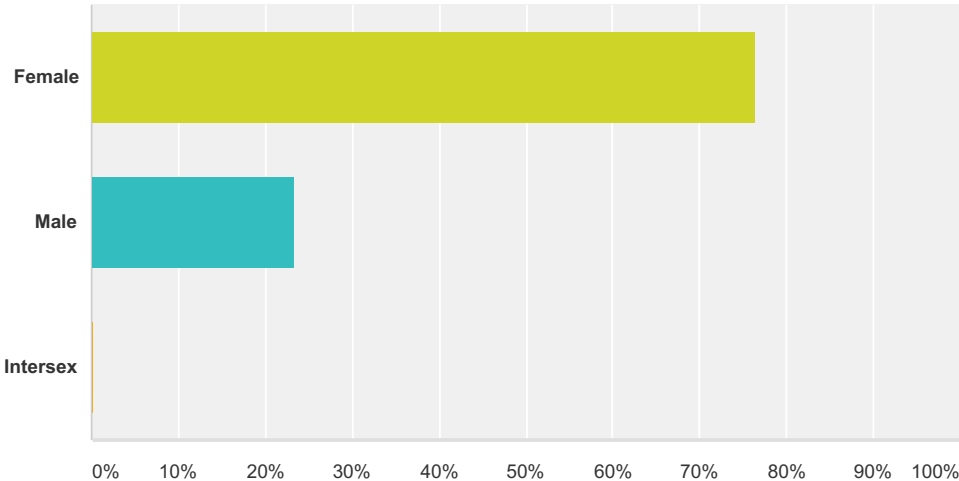
Answered: 443 Skipped: 0



Answer Choices	Responses
AGREE	98.65% 437
DISAGREE	1.35% 6
Total	443

Q2 What is your biological sex?

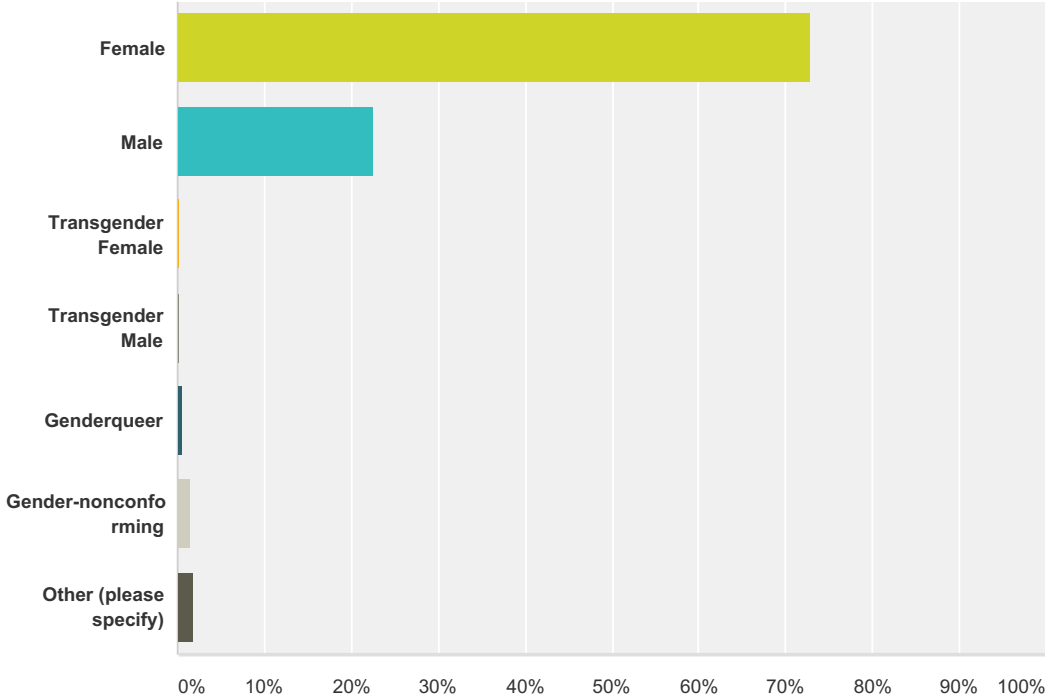
Answered: 415 Skipped: 28



Answer Choices	Responses	
Female	76.39%	317
Male	23.37%	97
Intersex	0.24%	1
Total		415

Q3 What is your current gender identity?

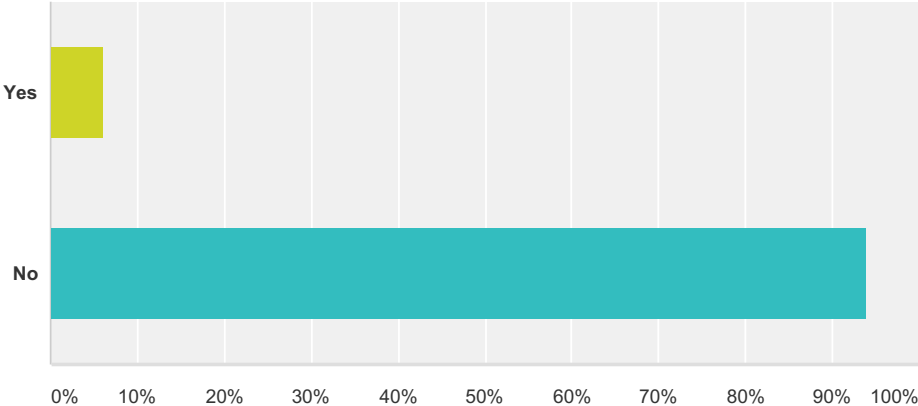
Answered: 414 Skipped: 29



Answer Choices	Responses	
Female	72.95%	302
Male	22.46%	93
Transgender Female	0.24%	1
Transgender Male	0.24%	1
Genderqueer	0.72%	3
Gender-nonconforming	1.45%	6
Other (please specify)	1.93%	8
Total		414

Q4 Are you Hispanic or Latino/a?

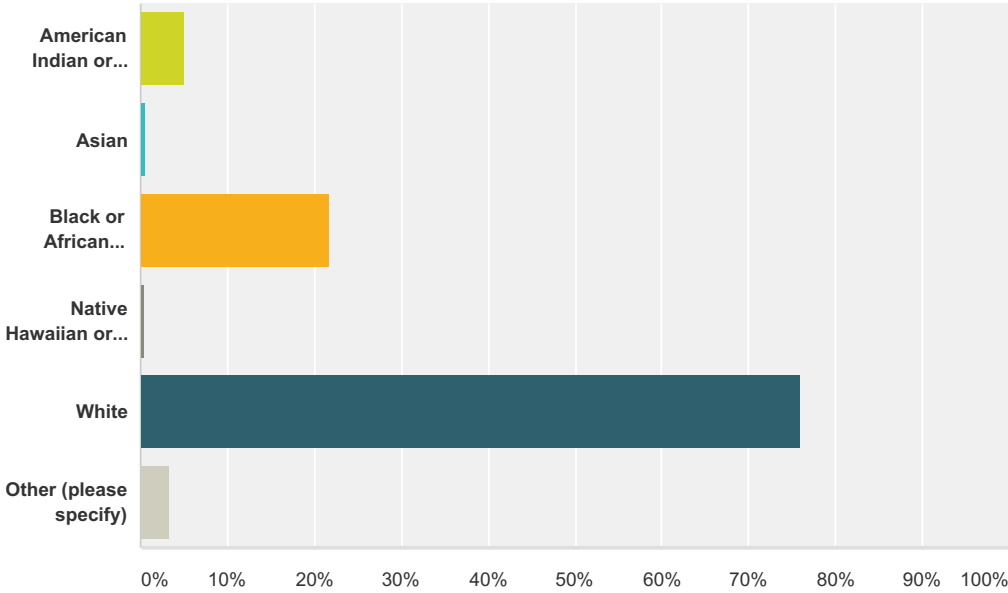
Answered: 414 Skipped: 29



Answer Choices	Responses
Yes	6.04% 25
No	93.96% 389
Total	414

Q5 Select one or more of the following options that best describes your race:

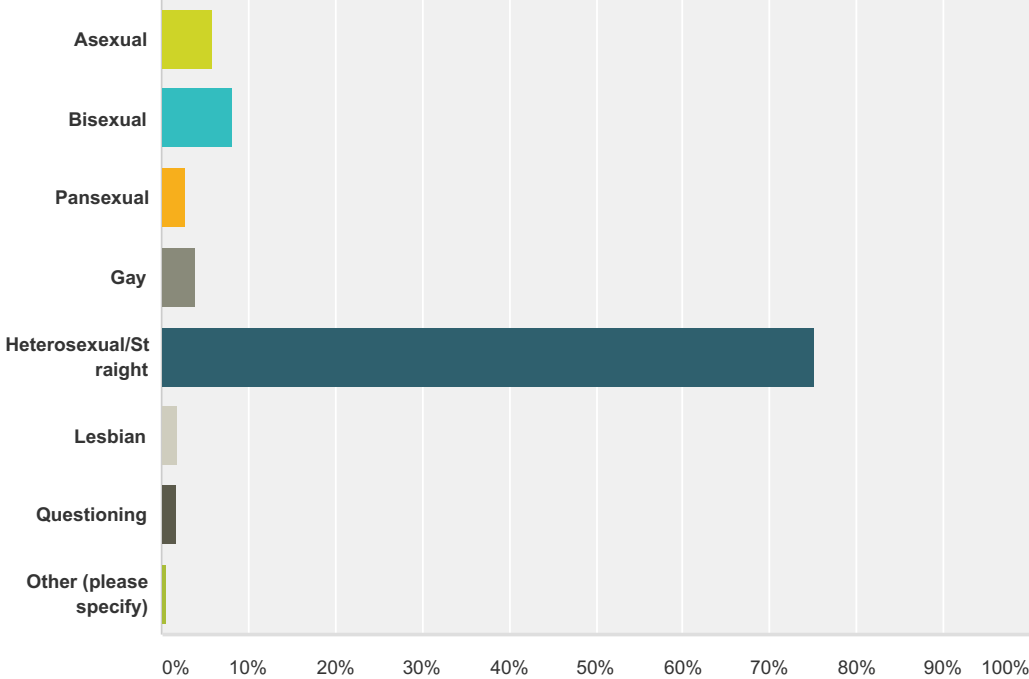
Answered: 414 Skipped: 29



Answer Choices	Responses
American Indian or Alaska Native	5.07% 21
Asian	0.72% 3
Black or African American	21.74% 90
Native Hawaiian or Other Pacific Islander	0.48% 2
White	76.09% 315
Other (please specify)	3.38% 14
Total Respondents: 414	

Q6 Do you consider yourself to be:

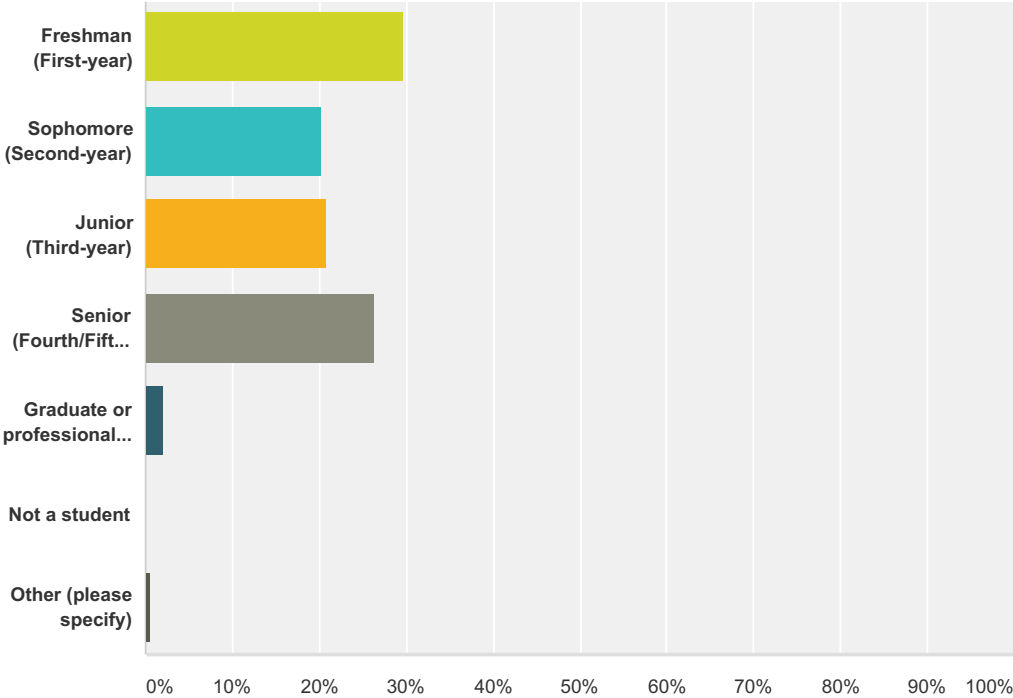
Answered: 414 Skipped: 29



Answer Choices	Responses	
Asexual	5.80%	24
Bisexual	8.21%	34
Pansexual	2.66%	11
Gay	3.86%	16
Heterosexual/Straight	75.12%	311
Lesbian	1.93%	8
Questioning	1.69%	7
Other (please specify)	0.72%	3
Total		414

Q7 In what year of school are you currently enrolled?

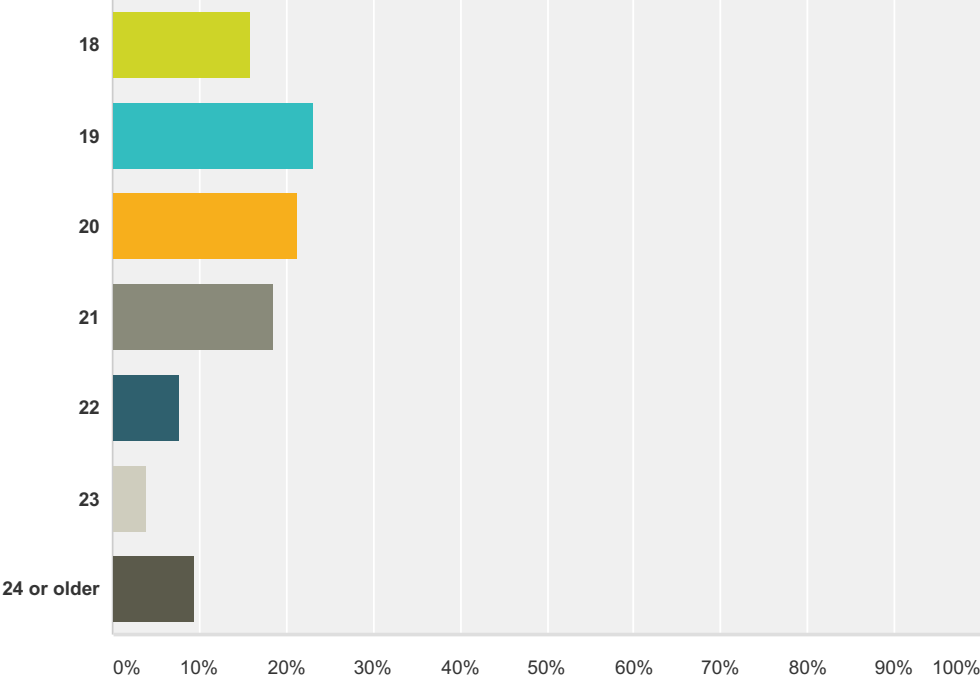
Answered: 414 Skipped: 29



Answer Choices	Responses	
Freshman (First-year)	29.71%	123
Sophomore (Second-year)	20.29%	84
Junior (Third-year)	20.77%	86
Senior (Fourth/Fifth/Sixth-year)	26.33%	109
Graduate or professional school student	2.17%	9
Not a student	0.00%	0
Other (please specify)	0.72%	3
Total		414

Q8 How old are you?

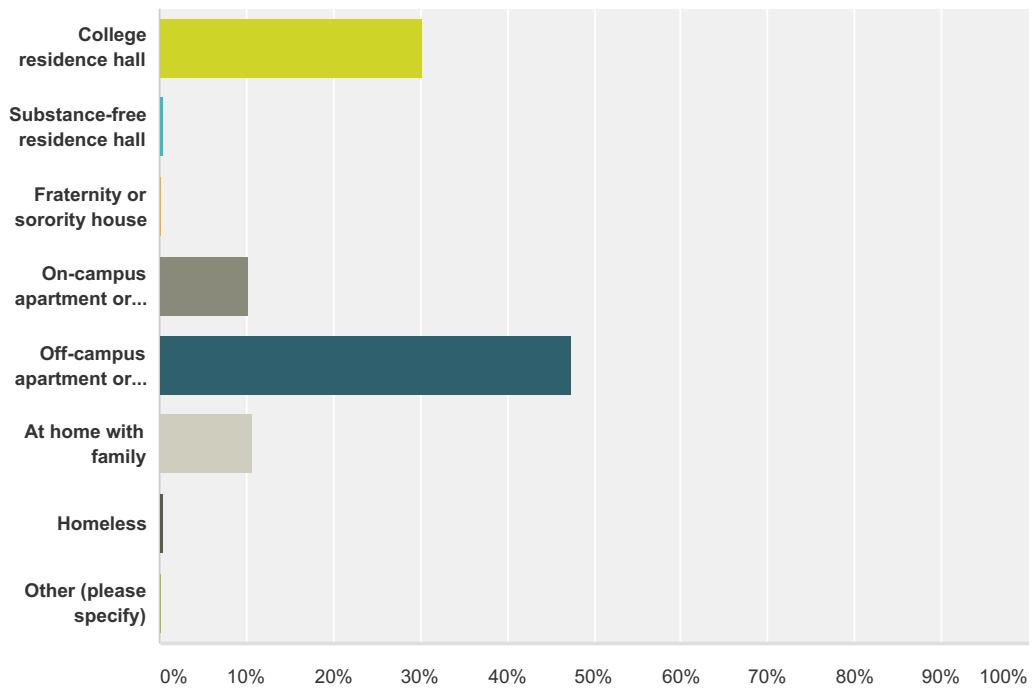
Answered: 414 Skipped: 29



Answer Choices	Responses
18	15.94% 66
19	23.19% 96
20	21.26% 88
21	18.60% 77
22	7.73% 32
23	3.86% 16
24 or older	9.42% 39
Total	414

Q9 Which best describes your current living arrangements this academic year?

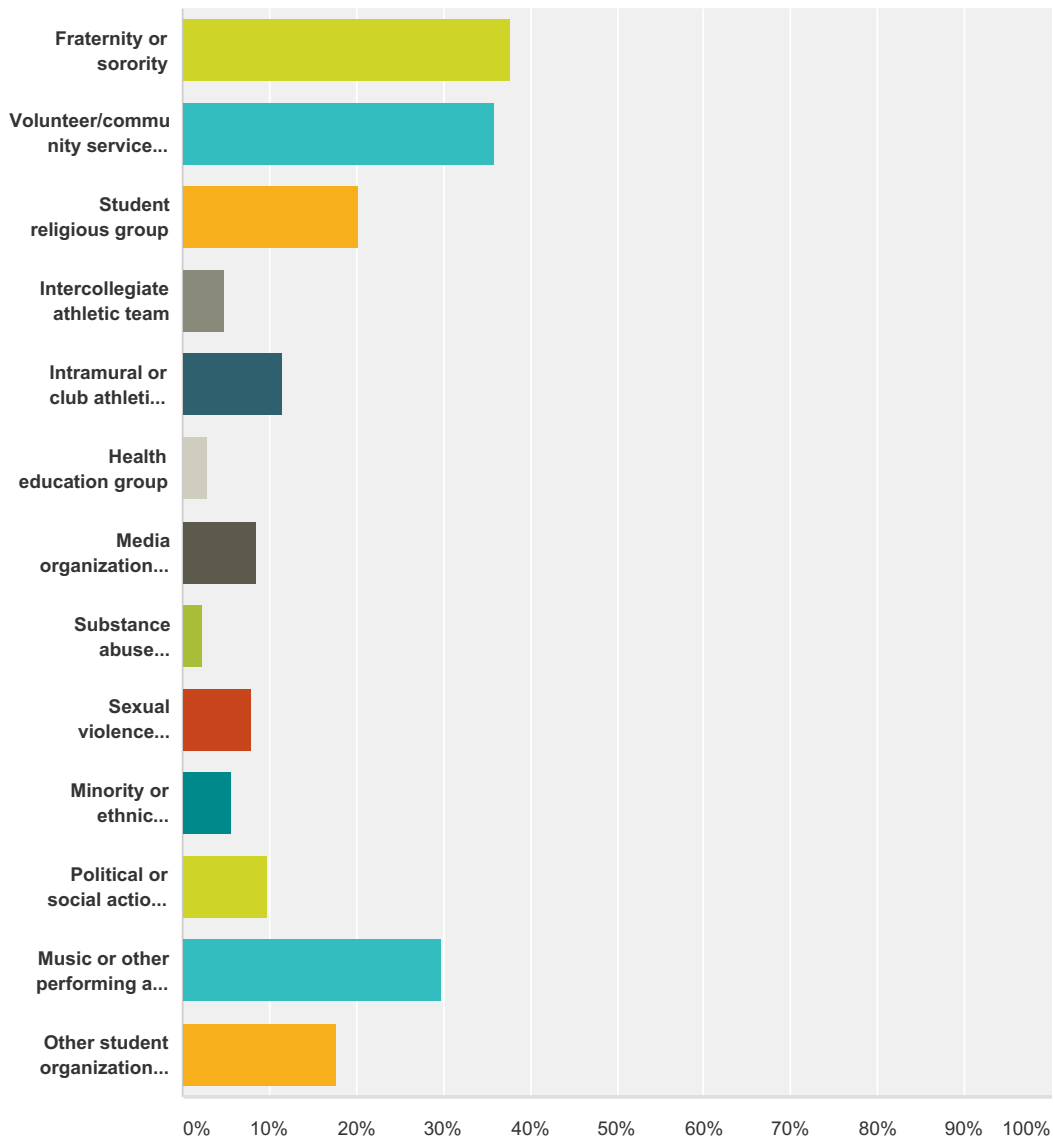
Answered: 413 Skipped: 30



Answer Choices	Responses	Count
College residence hall	30.27%	125
Substance-free residence hall	0.48%	2
Fraternity or sorority house	0.24%	1
On-campus apartment or house	10.17%	42
Off-campus apartment or house	47.46%	196
At home with family	10.65%	44
Homeless	0.48%	2
Other (please specify)	0.24%	1
Total		413

Q10 Are you currently a member of any of the following? Please check all that apply.

Answered: 315 Skipped: 128



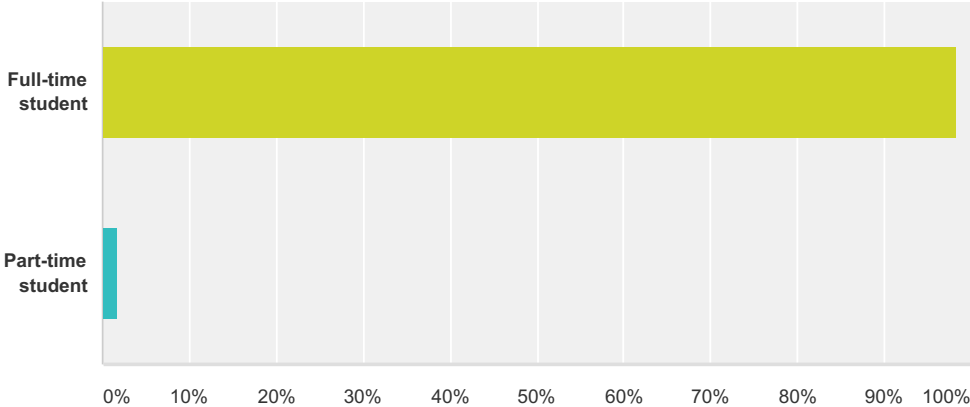
Answer Choices	Responses
Fraternity or sorority	37.78% 119
Volunteer/community service organization	35.87% 113
Student religious group	20.32% 64
Intercollegiate athletic team	4.76% 15
Intramural or club athletic team	11.43% 36
Health education group	2.86% 9
Media organization (e.g., newspaper, radio, magazine)	8.57% 27

Campus Climate Survey - Northwestern State University

Substance abuse prevention peer education group	2.22%	7
Sexual violence prevention peer education group	7.94%	25
Minority or ethnic organization	5.71%	18
Political or social action group	9.84%	31
Music or other performing arts group	29.84%	94
Other student organization or group (please specify)	17.78%	56
Total Respondents: 315		

Q11 What is your current enrollment status?

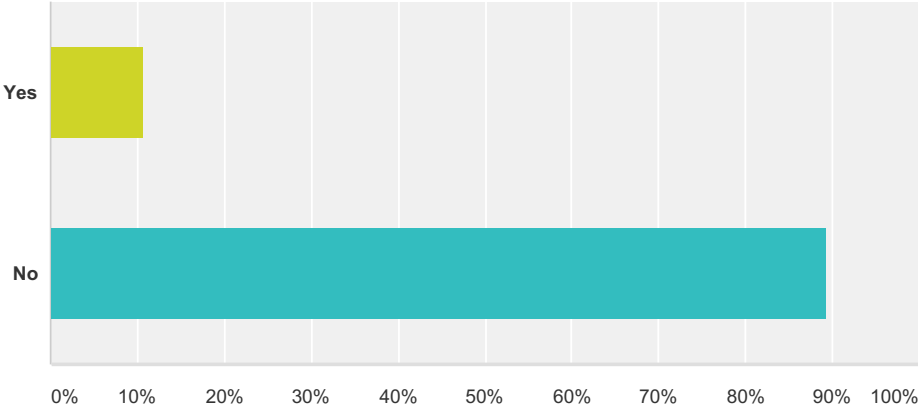
Answered: 414 Skipped: 29



Answer Choices	Responses
Full-time student	98.31% 407
Part-time student	1.69% 7
Total	414

Q12 Did you transfer to this school from another school?

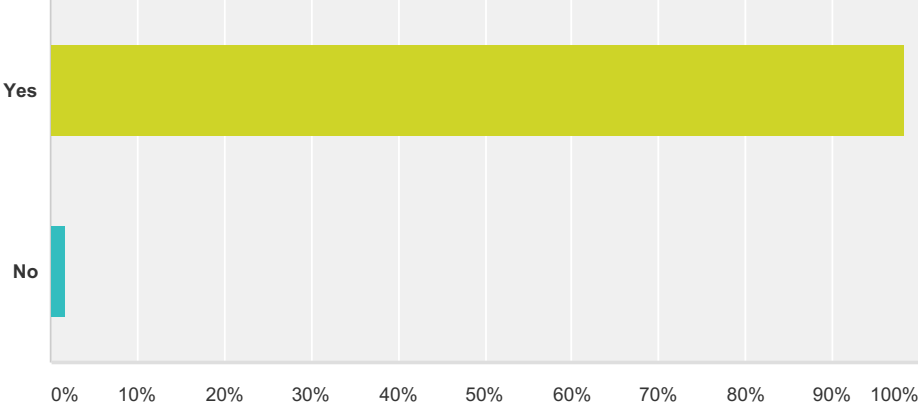
Answered: 414 Skipped: 29



Answer Choices	Responses
Yes	10.63% 44
No	89.37% 370
Total	414

Q13 Are you a United States citizen?

Answered: 415 Skipped: 28



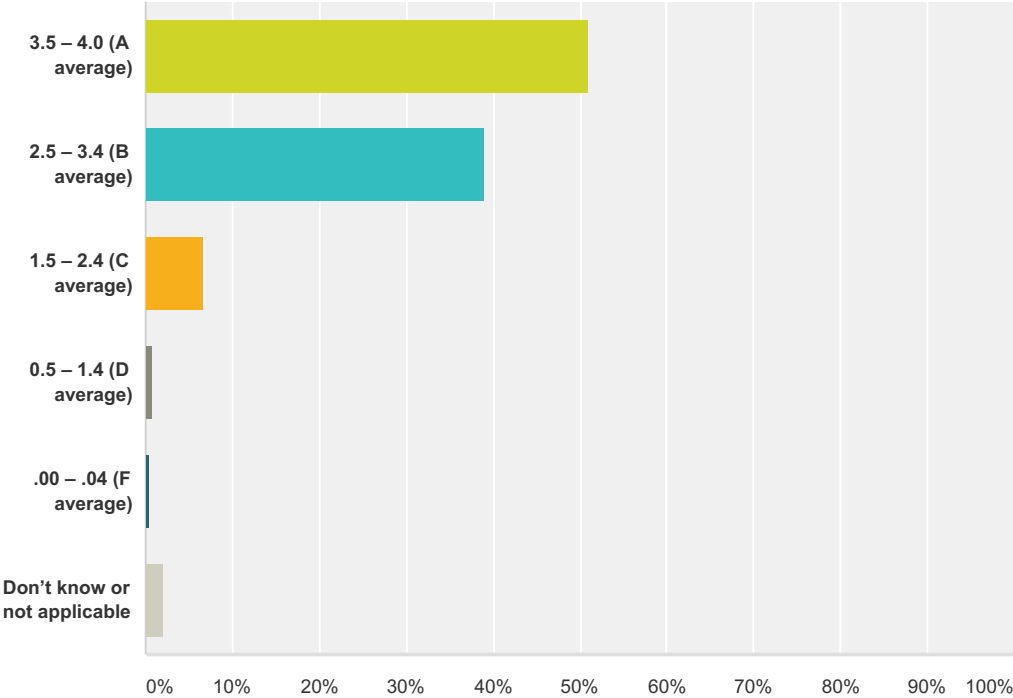
Answer Choices	Responses	
Yes	98.31%	408
No	1.69%	7
Total		415

Q14 If you are not a United States citizen, how many years have you lived, resided, or studied in the United States?

Answered: 7 Skipped: 436

Q15 Which of the following best describes your current grade point average?

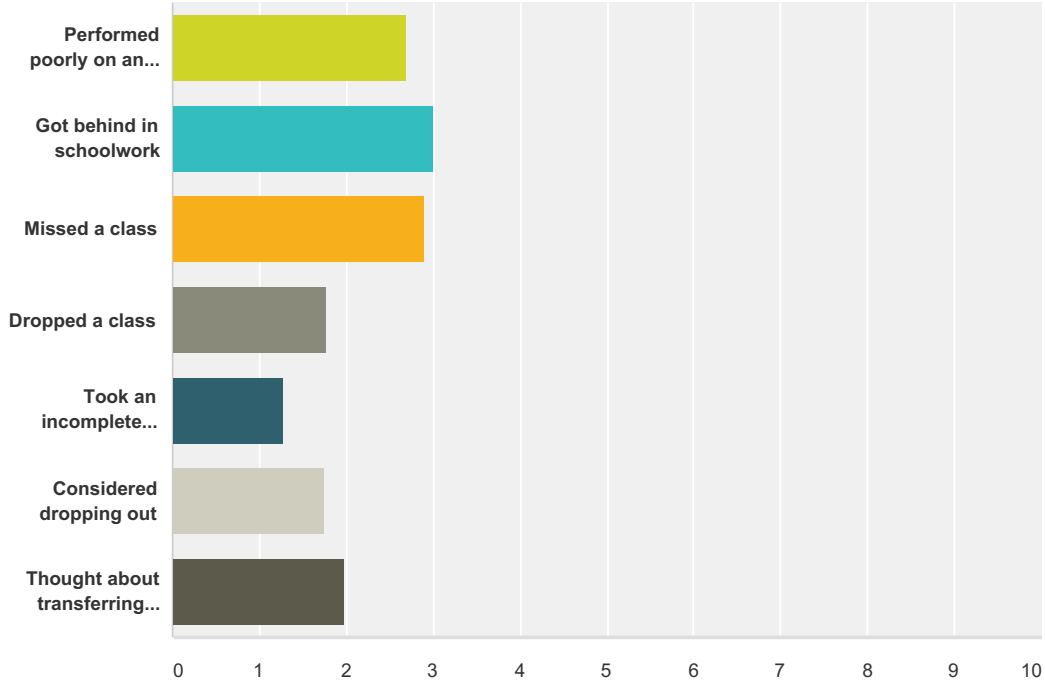
Answered: 400 Skipped: 43



Answer Choices	Responses	
3.5 – 4.0 (A average)	51.00%	204
2.5 – 3.4 (B average)	39.00%	156
1.5 – 2.4 (C average)	6.75%	27
0.5 – 1.4 (D average)	0.75%	3
.00 – .04 (F average)	0.50%	2
Don't know or not applicable	2.00%	8
Total		400

Q16 Since you've been a student at this school, to what degree has the following happened to you?

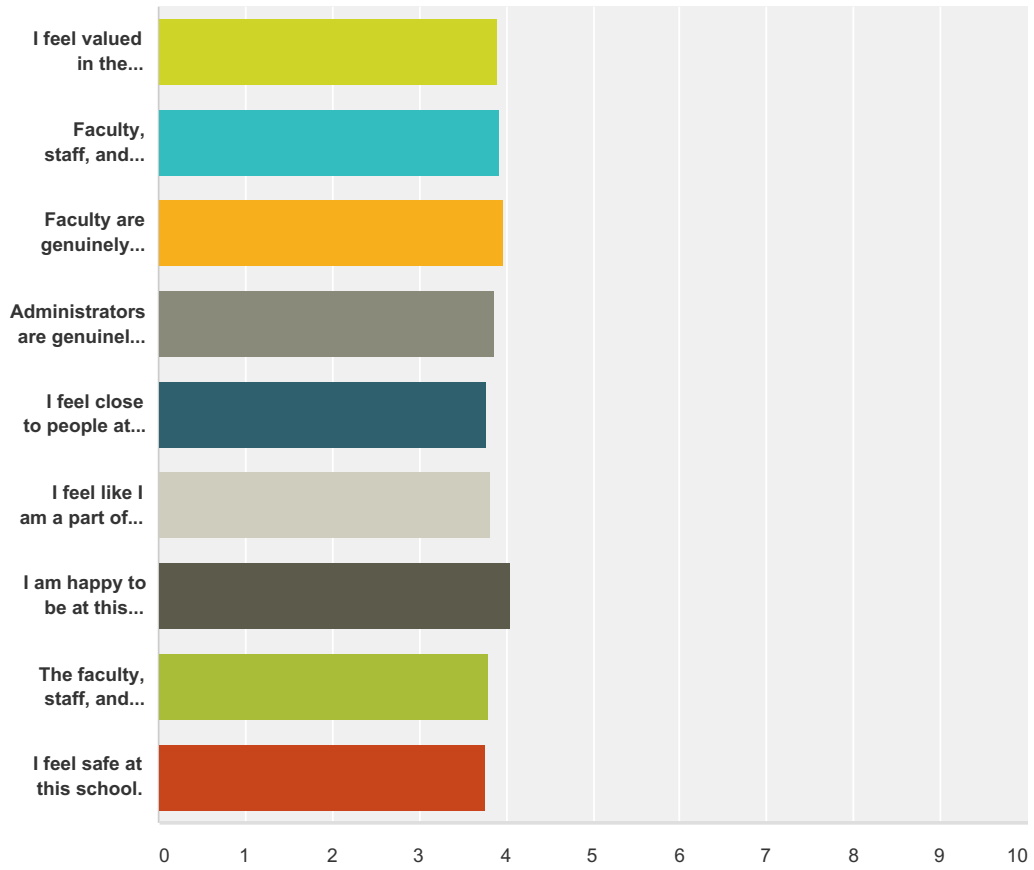
Answered: 400 Skipped: 43



	Never	Rarely	Occasionally	Sometimes	Frequently	Usually	Always	Total	Weighted Average
Performed poorly on an assignment	7.50% 30	40.75% 163	30.50% 122	18.00% 72	2.75% 11	0.50% 2	0.00% 0	400	2.69
Got behind in schoolwork	8.52% 34	28.57% 114	33.58% 134	17.54% 70	8.27% 33	2.76% 11	0.75% 3	399	3.00
Missed a class	7.29% 29	34.92% 139	28.89% 115	20.10% 80	6.28% 25	1.76% 7	0.75% 3	398	2.91
Dropped a class	45.61% 182	39.60% 158	8.77% 35	4.51% 18	1.00% 4	0.50% 2	0.00% 0	399	1.77
Took an incomplete course grade	81.45% 325	13.28% 53	2.76% 11	1.75% 7	0.50% 2	0.25% 1	0.00% 0	399	1.27
Considered dropping out	67.25% 267	12.34% 49	7.81% 31	6.55% 26	3.78% 15	0.76% 3	1.51% 6	397	1.76
Thought about transferring to a new school	56.53% 225	17.34% 69	9.80% 39	10.30% 41	2.26% 9	1.76% 7	2.01% 8	398	1.98

Q17 Please indicate your level of agreement with the following statements:

Answered: 371 Skipped: 72



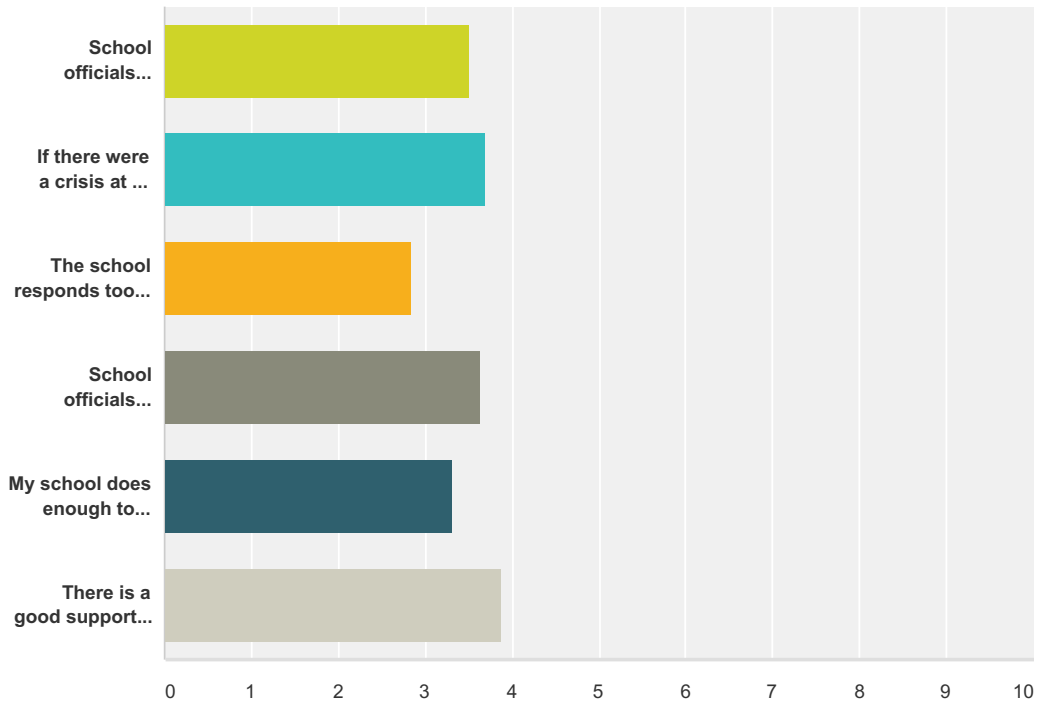
	Strongly Disagree	Disagree	Neither Agree Nor Disagree	Agree	Strongly Agree	Total	Weighted Average
I feel valued in the classroom/learning environment.	3.23% 12	3.50% 13	17.25% 64	51.75% 192	24.26% 90	371	3.90
Faculty, staff, and administrators respect what students at this school think.	3.79% 14	4.07% 15	15.99% 59	48.78% 180	27.37% 101	369	3.92
Faculty are genuinely concerned about my welfare.	3.79% 14	4.07% 15	15.99% 59	44.17% 163	31.98% 118	369	3.96
Administrators are genuinely concerned about my welfare.	5.14% 19	4.05% 15	18.65% 69	43.78% 162	28.38% 105	370	3.86
I feel close to people at this school.	5.66% 21	8.36% 31	19.68% 73	36.39% 135	29.92% 111	371	3.77
I feel like I am a part of this college/university.	4.88% 18	7.86% 29	19.51% 72	35.77% 132	31.98% 118	369	3.82
I am happy to be at this college/university.	3.51% 13	3.51% 13	13.51% 50	43.51% 161	35.95% 133	370	4.05
The faculty, staff, and administrators at this school treat students fairly.	4.85% 18	6.20% 23	17.79% 66	46.63% 173	24.53% 91	371	3.80

Campus Climate Survey - Northwestern State University

I feel safe at this school.	<p>4.04% 15</p>	<p>7.28% 27</p>	<p>20.22% 75</p>	<p>45.82% 170</p>	<p>22.64% 84</p>	371	3.76
-----------------------------	----------------------------	----------------------------	-----------------------------	------------------------------	-----------------------------	-----	------

Q18 Please indicate your level of agreement with the following statements:

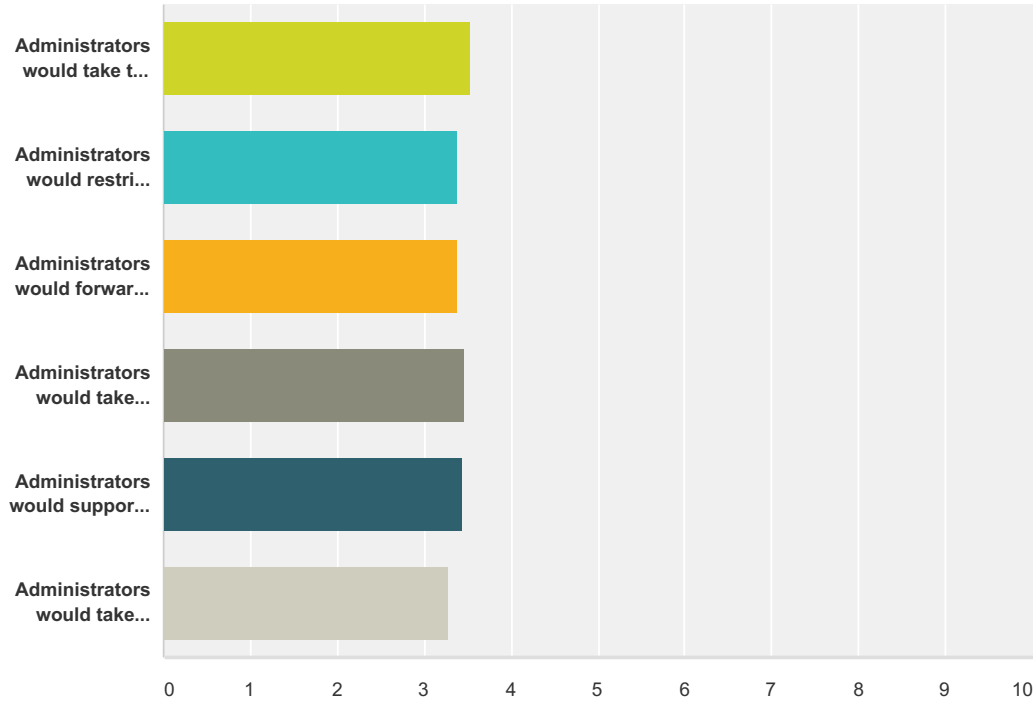
Answered: 334 Skipped: 109



	Strongly Disagree	Disagree	Neither Agree Nor Disagree	Agree	Strongly Agree	I don't have any knowledge or experience around this to offer a response.	Total	Weighted Average
School officials (administrators, public safety officers) could do more to protect students from harm.	2.69% 9	9.88% 33	30.24% 101	31.14% 104	14.37% 48	11.68% 39	334	3.51
If there were a crisis at my school, my school would handle it well.	3.01% 10	6.02% 20	23.80% 79	43.98% 146	16.57% 55	6.63% 22	332	3.70
The school responds too slowly in difficult situations.	10.88% 36	29.61% 98	24.17% 80	14.80% 49	10.57% 35	9.97% 33	331	2.83
School officials handle negative incidents in a fair and responsible manner.	3.30% 11	7.81% 26	22.22% 74	36.94% 123	16.22% 54	13.51% 45	333	3.64
My school does enough to protect the safety of students.	3.60% 12	16.52% 55	32.43% 108	27.33% 91	13.21% 44	6.91% 23	333	3.32
There is a good support system at my school for students going through difficult times.	2.10% 7	5.69% 19	16.17% 54	35.33% 118	24.85% 83	15.87% 53	334	3.89

Q19 If someone were to report a sexual assault to administrators at your school (e.g., Title IX Coordinator, etc.), how likely is it that:

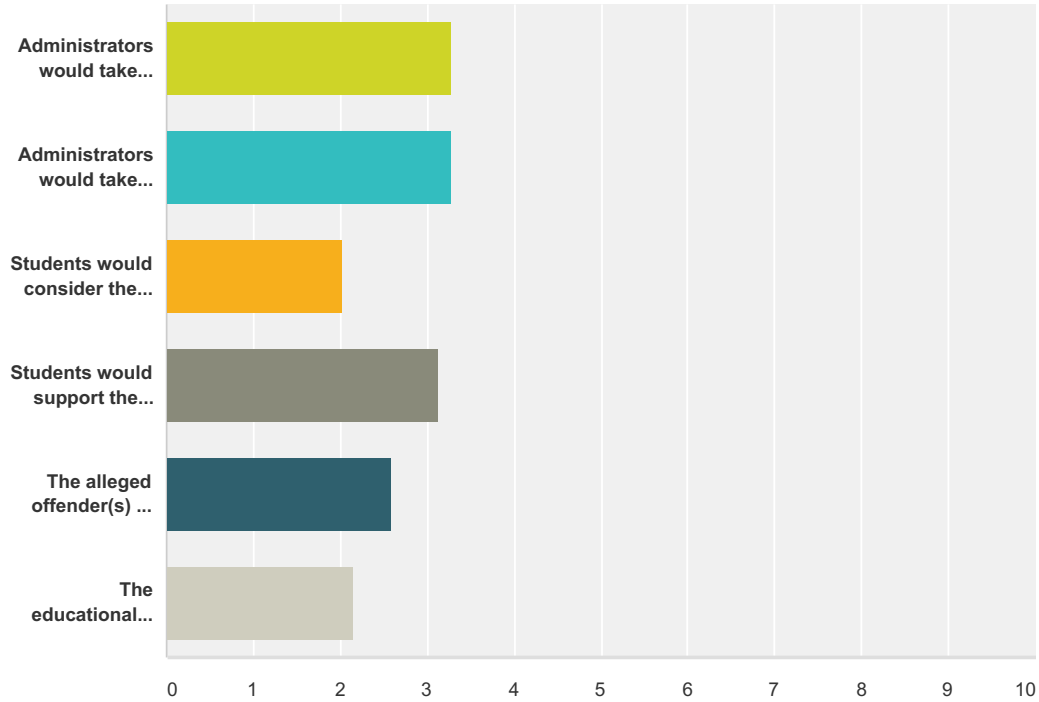
Answered: 288 Skipped: 155



	Not at all Likely	Somewhat Likely	Moderately Likely	Very Likely	I don't have any knowledge or experience around this to offer a response.	Total	Weighted Average
Administrators would take the report seriously?	1.39% 4	6.97% 20	20.21% 58	52.61% 151	18.82% 54	287	3.53
Administrators would restrict knowledge of the report to those who need to know in order for the school to respond properly?	5.21% 15	5.90% 17	19.44% 56	44.44% 128	25.00% 72	288	3.38
Administrators would forward the report to criminal investigators who work for the local police department or sheriff's office?	2.44% 7	8.36% 24	20.91% 60	41.81% 120	26.48% 76	287	3.39
Administrators would take steps to protect the safety of the person making the report?	2.10% 6	9.79% 28	18.18% 52	52.45% 150	17.48% 50	286	3.47
Administrators would support the person making the report?	3.14% 9	8.01% 23	19.51% 56	49.13% 141	20.21% 58	287	3.44
Administrators would take corrective action to address factors that may have led to the sexual assault?	4.18% 12	13.24% 38	19.16% 55	42.86% 123	20.56% 59	287	3.27

Q20 If someone were to report a sexual assault to administrators at your school (e.g., Title IX Coordinator, etc.), how likely is it that:

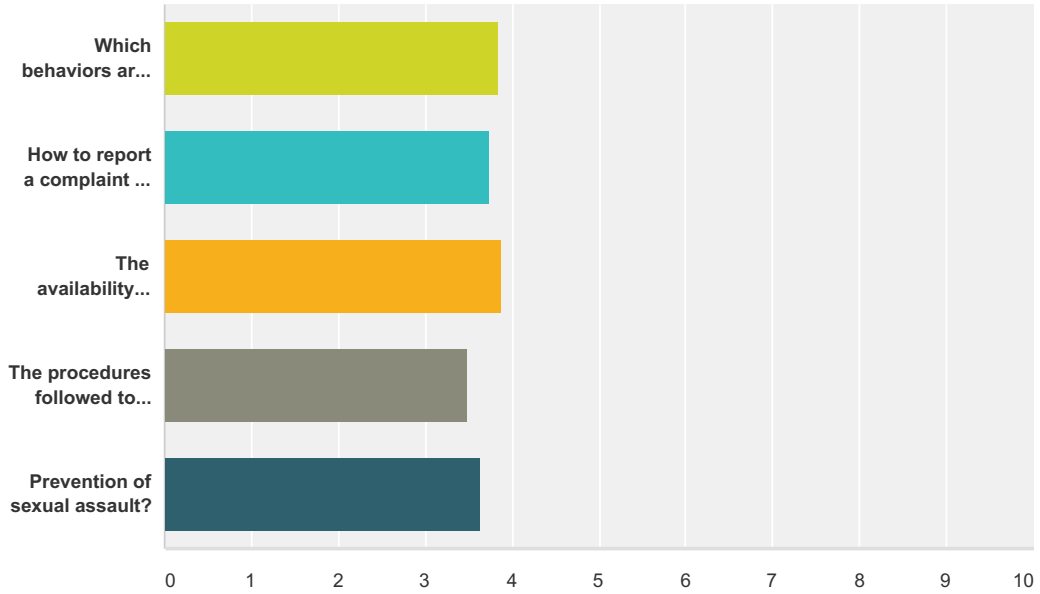
Answered: 285 Skipped: 158



	Not at all Likely	Somewhat Likely	Moderately Likely	Very Likely	I don't have any knowledge or experience around this to offer a response.	Total	Weighted Average
Administrators would take corrective action against the offender?	3.51% 10	11.93% 34	23.16% 66	41.05% 117	20.35% 58	285	3.28
Administrators would take steps to protect the person making the report from retaliation?	2.13% 6	13.12% 37	24.11% 68	39.72% 112	20.92% 59	282	3.28
Students would consider the person making the report to be a troublemaker?	31.32% 88	27.76% 78	14.95% 42	9.25% 26	16.73% 47	281	2.03
Students would support the person making the report?	3.17% 9	15.49% 44	33.45% 95	33.80% 96	14.08% 40	284	3.14
The alleged offender(s) or their associates would retaliate against the person making the report?	7.39% 21	28.87% 82	23.59% 67	13.38% 38	26.76% 76	284	2.59
The educational achievement/career of the person making the report would suffer?	24.21% 69	24.56% 70	18.95% 54	8.77% 25	23.51% 67	285	2.16

Q21 While you have been a student at this school, how useful did you find trainings you've received in the following areas related to sexual assault:

Answered: 255 Skipped: 188



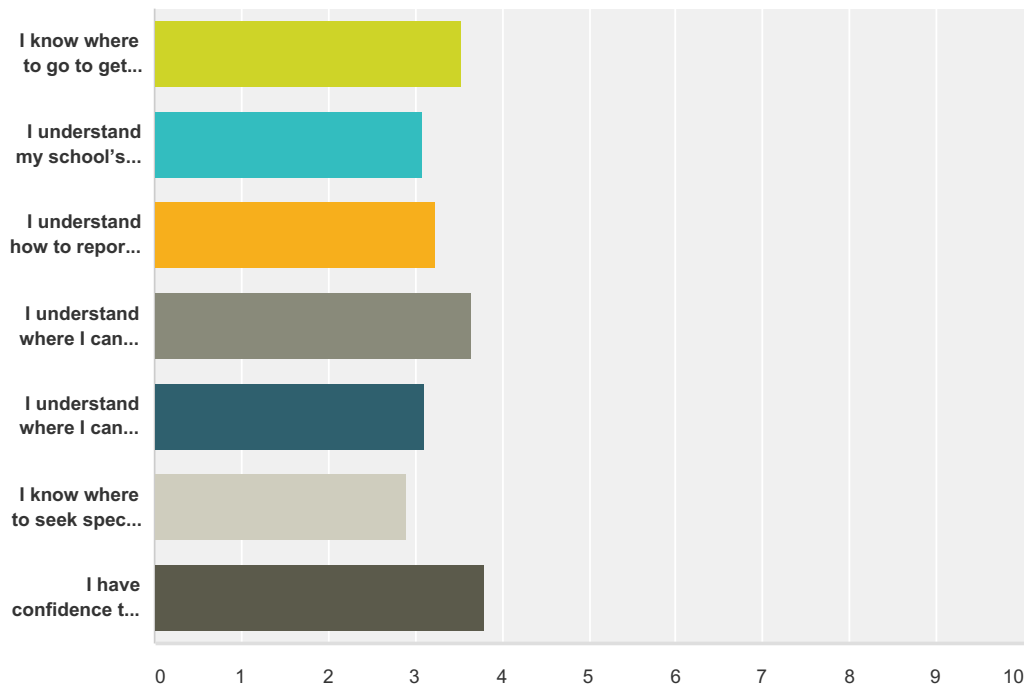
	Not Useful	Slightly Useful	Somewhat Useful	Moderately Useful	Very Useful	I have not received training in this area	Total	Weighted Average
Which behaviors are defined as "sexual assault?"	5.51% 14	5.51% 14	12.99% 33	24.80% 63	28.35% 72	22.83% 58	254	3.84
How to report a complaint of sexual assault?	5.88% 15	10.59% 27	10.98% 28	23.14% 59	29.02% 74	20.39% 52	255	3.74
The availability of confidential on-campus resources to help victims of sexual assault?	3.92% 10	9.80% 25	11.76% 30	20.39% 52	33.33% 85	20.78% 53	255	3.88
The procedures followed to investigate a complaint of sexual assault?	7.87% 20	10.63% 27	12.60% 32	21.65% 55	20.47% 52	26.77% 68	254	3.49
Prevention of sexual assault?	7.45% 19	10.59% 27	13.73% 35	22.35% 57	27.06% 69	18.82% 48	255	3.63

Q22 What questions do you still have related to these topics?

Answered: 39 Skipped: 404

Q23 Please indicate your level of agreement with the following statements:

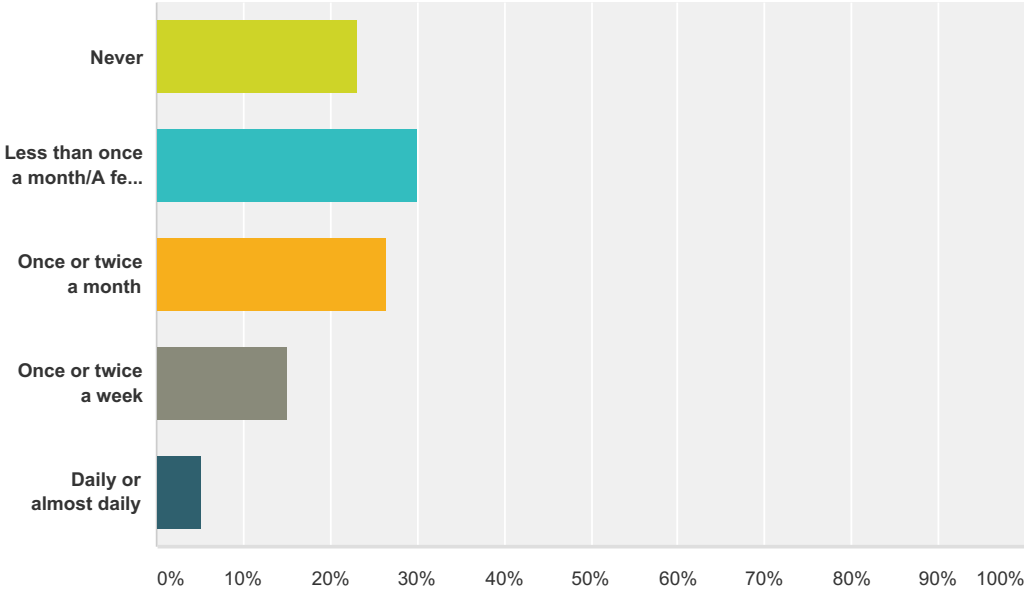
Answered: 234 Skipped: 209



	Strongly Disagree	Disagree	Neither Agree Nor Disagree	Agree	Strongly Agree	Total	Weighted Average
I know where to go to get help regarding sexual assault at my school.	7.30% 17	18.45% 43	11.16% 26	41.63% 97	21.46% 50	233	3.52
I understand my school's formal procedures to address complaints of sexual assault.	11.11% 26	24.79% 58	23.08% 54	26.92% 63	14.10% 33	234	3.08
I understand how to report a sexual assault at my school.	10.26% 24	23.93% 56	15.38% 36	32.91% 77	17.52% 41	234	3.24
I understand where I can find confidential support at my school.	6.41% 15	16.67% 39	10.68% 25	38.03% 89	28.21% 66	234	3.65
I understand where I can find 24/7 support related to sexual assault.	11.54% 27	27.35% 64	18.80% 44	23.08% 54	19.23% 45	234	3.11
I know where to seek special accommodations at my school if I was assaulted.	16.67% 39	28.21% 66	18.38% 43	21.37% 50	15.38% 36	234	2.91
I have confidence that my school's administrators will follow the procedures necessary to address complaints of sexual assault fairly.	3.43% 8	9.87% 23	17.17% 40	42.92% 100	26.61% 62	233	3.79

Q24 Since the start of this academic year, about how often have you consumed alcohol?

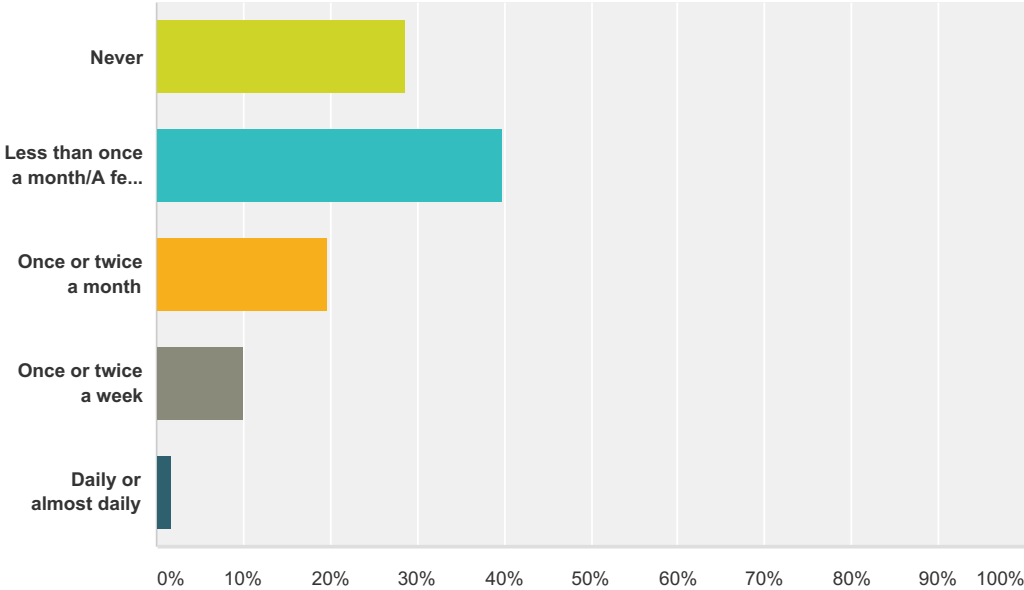
Answered: 233 Skipped: 210



Answer Choices	Responses	
Never	23.18%	54
Less than once a month/A few times	30.04%	70
Once or twice a month	26.61%	62
Once or twice a week	15.02%	35
Daily or almost daily	5.15%	12
Total		233

Q25 Since the start of this academic year, about how often have you consumed enough alcohol to get drunk?

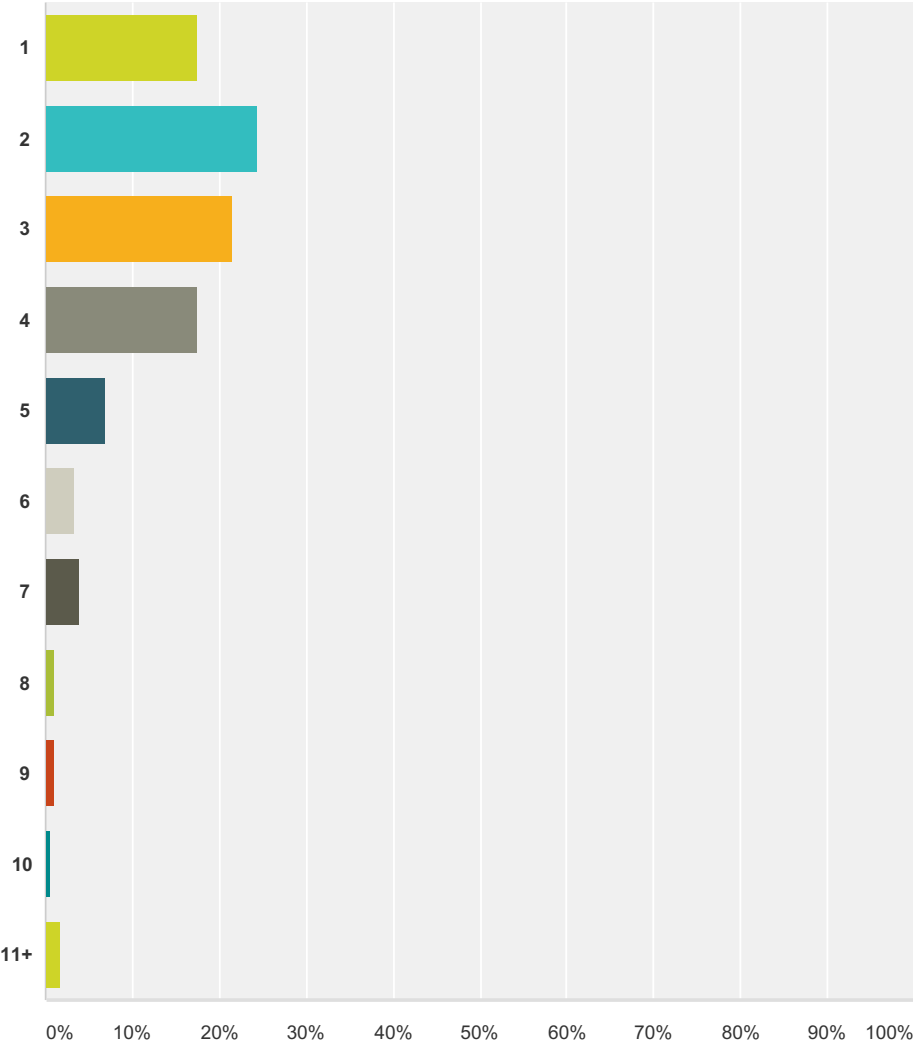
Answered: 178 Skipped: 265



Answer Choices	Responses	Count
Never	28.65%	51
Less than once a month/A few times	39.89%	71
Once or twice a month	19.66%	35
Once or twice a week	10.11%	18
Daily or almost daily	1.69%	3
Total		178

Q26 On a typical drinking occasion, about how many alcohol drinks do you usually have? (One drink = 1.5 oz liquor = 5 oz wine = 12 oz beer)

Answered: 176 Skipped: 267



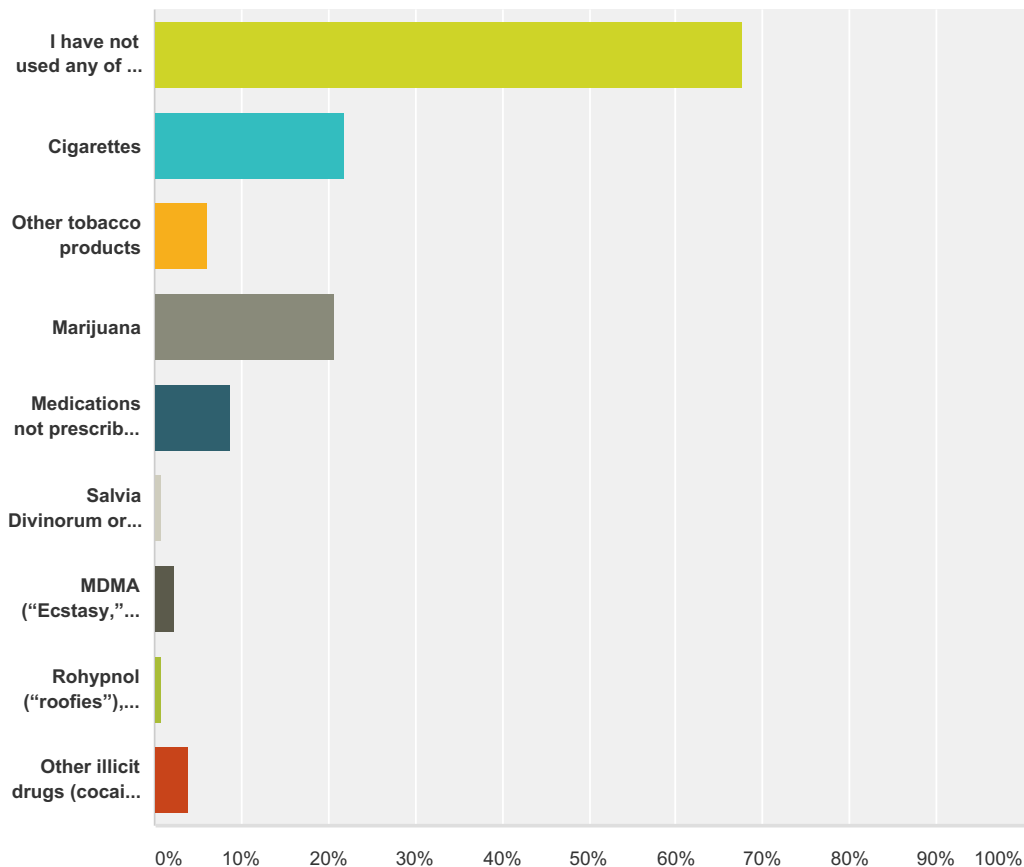
Answer Choices	Responses	Count
1	17.61%	31
2	24.43%	43
3	21.59%	38
4	17.61%	31
5	6.82%	12
6	3.41%	6
7	3.98%	7

Campus Climate Survey - Northwestern State University

8	1.14%	2
9	1.14%	2
10	0.57%	1
11+	1.70%	3
Total		176

Q27 Since the start of this academic year, have you used, either voluntarily or involuntarily, any of the following? Please check all that apply.

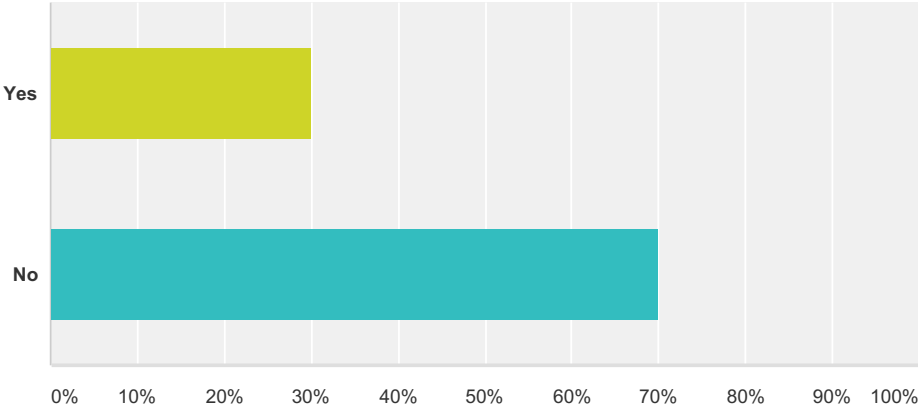
Answered: 228 Skipped: 215



Answer Choices	Responses
I have not used any of the following since the start of this academic year	67.54% 154
Cigarettes	21.93% 50
Other tobacco products	6.14% 14
Marijuana	20.61% 47
Medications not prescribed to me (ADHD drugs, painkillers, tranquilizers, sleeping pills, etc.)	8.77% 20
Salvia Divinorum or Salvinorin A ("Maria Pastora," "Sage of the Seers," "Diviner's Sage," "Sally-D," or "magic mint")	0.88% 2
MDMA ("Ecstasy," "XTC," "Adam")	2.19% 5
Rohypnol ("roofies"), GHB, or ketamine	0.88% 2
Other illicit drugs (cocaine, methamphetamine, amphetamines, heroin, LSD, other psychedelics or hallucinogenics, etc.)	3.95% 9
Total Respondents: 228	

Q28 Have you experienced sexual contact without your consent before you became a student at this school?

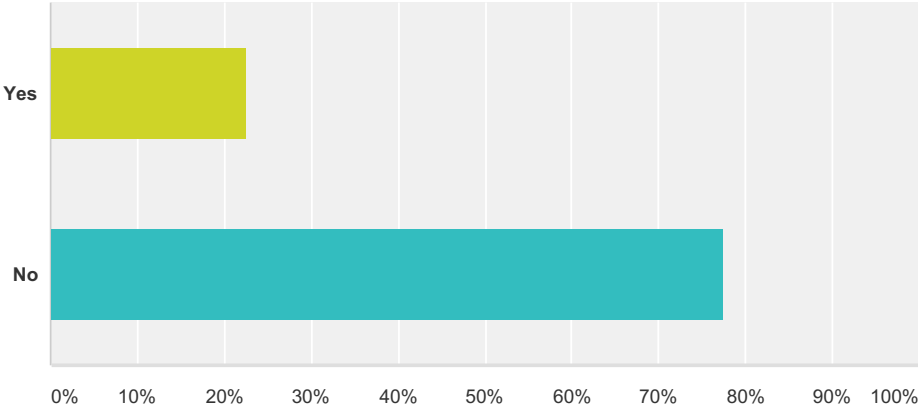
Answered: 230 Skipped: 213



Answer Choices	Responses
Yes	30.00% 69
No	70.00% 161
Total	230

Q29 Have you experienced sexual contact without your consent since you became a student at this school?

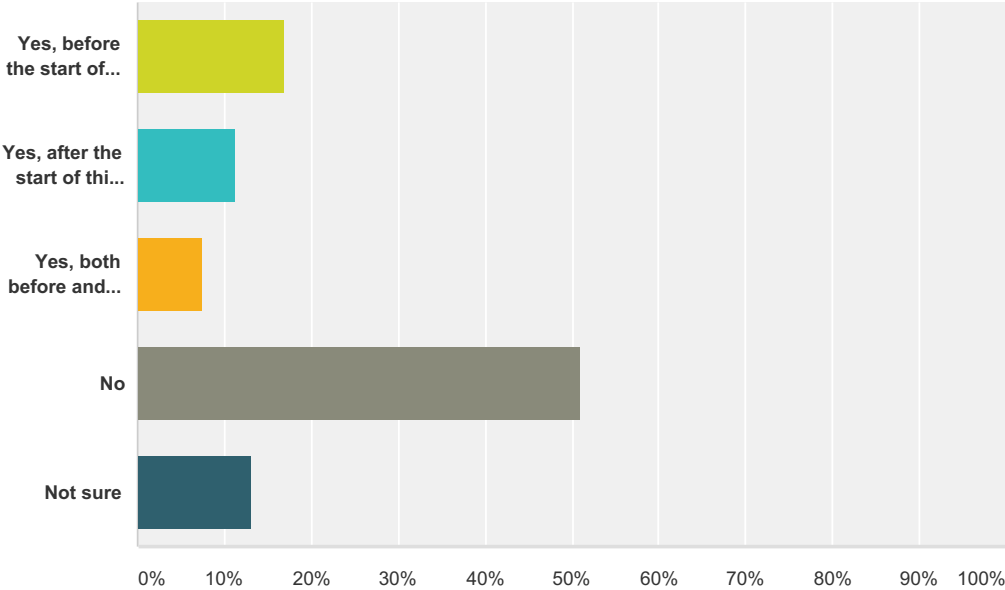
Answered: 230 Skipped: 213



Answer Choices	Responses
Yes	22.61% 52
No	77.39% 178
Total	230

Q30 Since you became a student at this school, has anyone had sexual contact with you by using physical force or threatening to physically harm you?

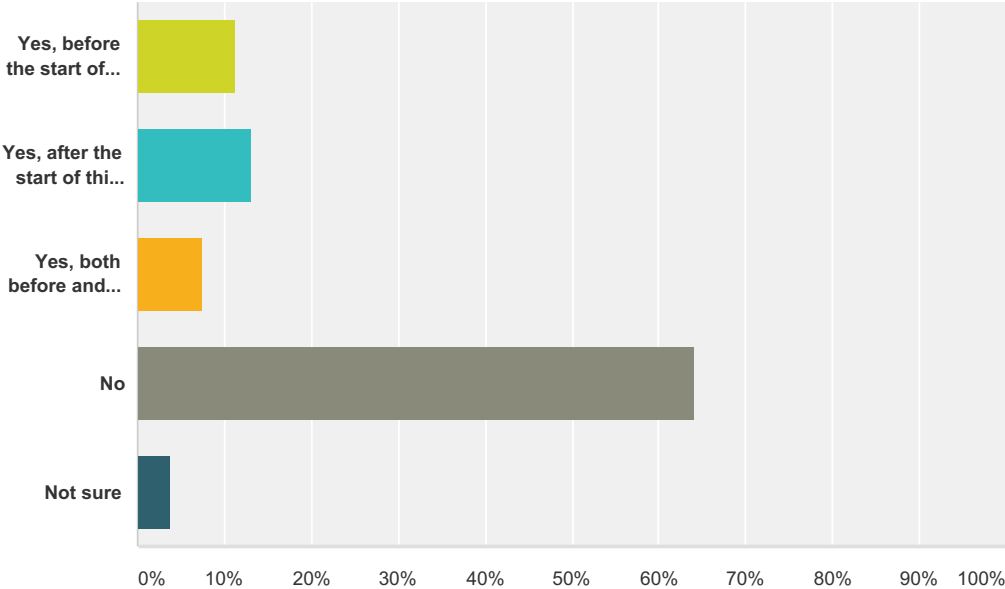
Answered: 53 Skipped: 390



Answer Choices	Responses
Yes, before the start of this academic year	16.98% 9
Yes, after the start of this academic year	11.32% 6
Yes, both before and after the start of this academic year	7.55% 4
No	50.94% 27
Not sure	13.21% 7
Total	53

Q31 Since you became a student at this school, has anyone attempted but not succeeded in having sexual contact with you by using or threatening to use physical force against you or threatening to physically harm you?

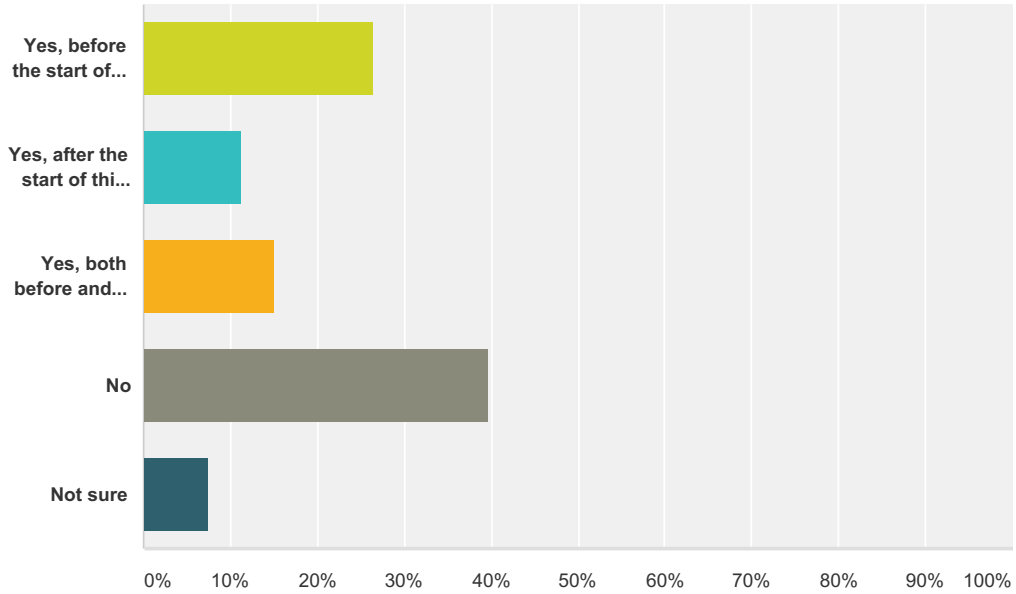
Answered: 53 Skipped: 390



Answer Choices	Responses
Yes, before the start of this academic year	11.32% 6
Yes, after the start of this academic year	13.21% 7
Yes, both before and after the start of this academic year	7.55% 4
No	64.15% 34
Not sure	3.77% 2
Total	53

Q32 Since you became a student at this school, has anyone had sexual contact with you by using verbal or non-physical coercion?

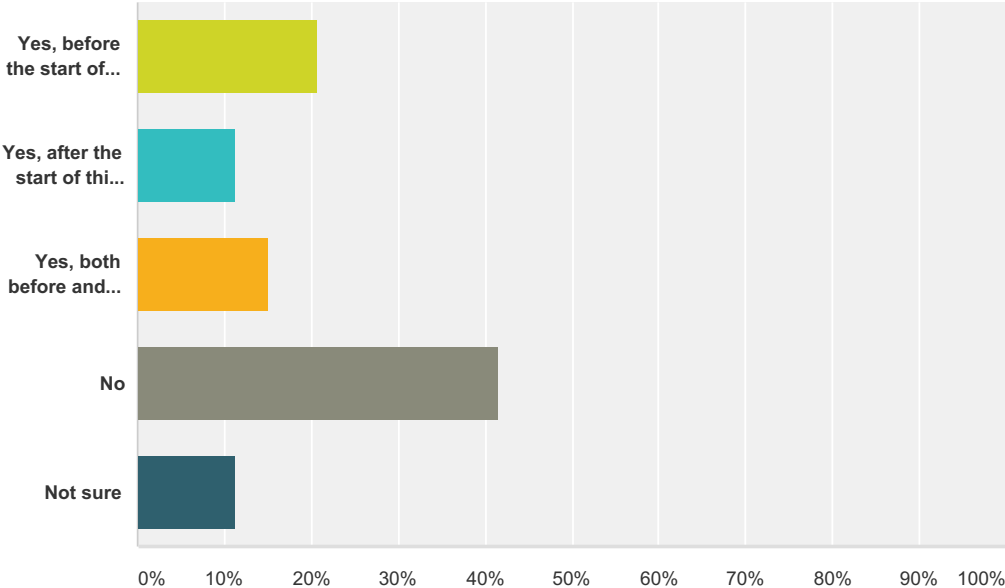
Answered: 53 Skipped: 390



Answer Choices	Responses	
Yes, before the start of this academic year	26.42%	14
Yes, after the start of this academic year	11.32%	6
Yes, both before and after the start of this academic year	15.09%	8
No	39.62%	21
Not sure	7.55%	4
Total		53

Q33 Since you became a student at this school, has anyone attempted but not succeeded in having sexual contact with you by using verbal or non-physical coercion?

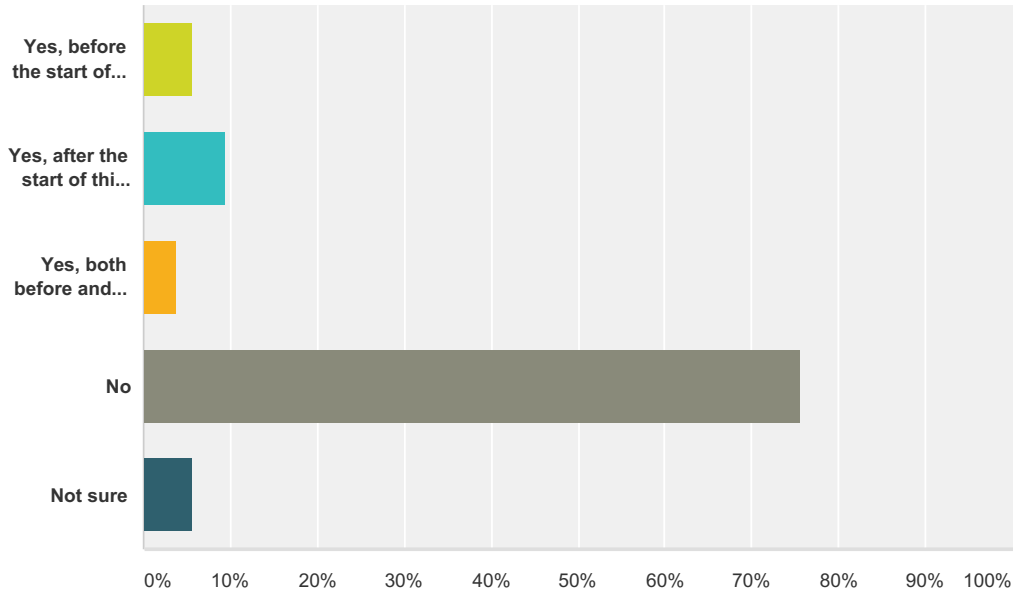
Answered: 53 Skipped: 390



Answer Choices	Responses	Count
Yes, before the start of this academic year	20.75%	11
Yes, after the start of this academic year	11.32%	6
Yes, both before and after the start of this academic year	15.09%	8
No	41.51%	22
Not sure	11.32%	6
Total		53

Q34 Since you became a student at this school, have you suspected that someone had sexual contact with you when you were unable to provide consent or stop what was happening because you were passed out, drugged, drunk, incapacitated, or asleep? This question asks about events that you think (but are not certain) happened.

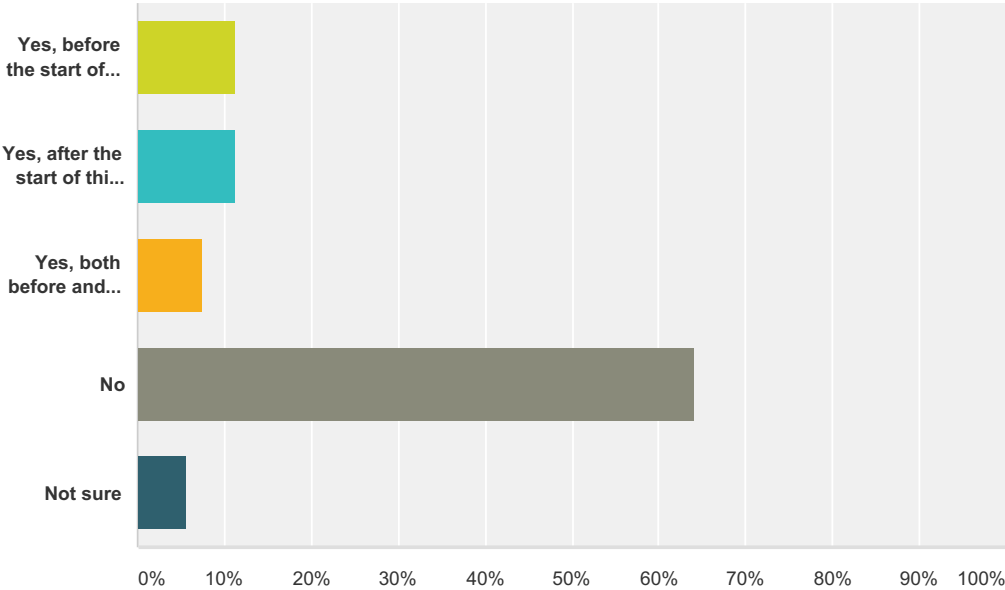
Answered: 53 Skipped: 390



Answer Choices	Responses
Yes, before the start of this academic year	5.66% 3
Yes, after the start of this academic year	9.43% 5
Yes, both before and after the start of this academic year	3.77% 2
No	75.47% 40
Not sure	5.66% 3
Total	53

Q35 Since you became a student at this school, has someone had sexual contact with you when you were unable to provide consent or stop what was happening because you were passed out, drugged, drunk, incapacitated, or asleep? This question asks about incidents that you are certain happened.

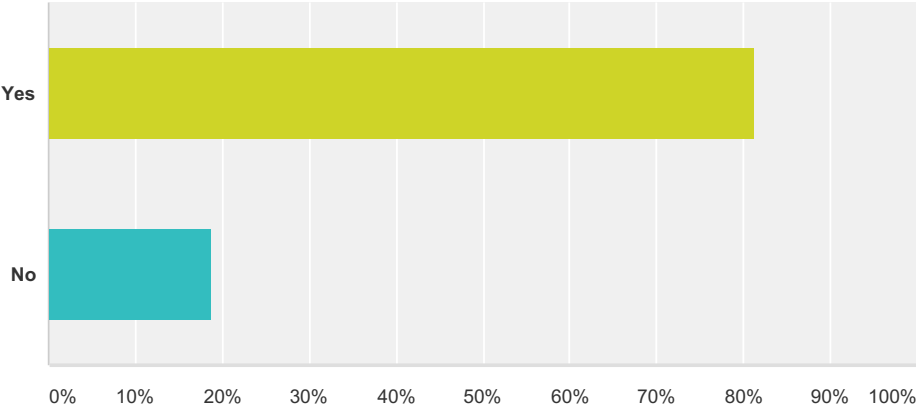
Answered: 53 Skipped: 390



Answer Choices	Responses	
Yes, before the start of this academic year	11.32%	6
Yes, after the start of this academic year	11.32%	6
Yes, both before and after the start of this academic year	7.55%	4
No	64.15%	34
Not sure	5.66%	3
Total		53

Q36 Just prior to the incident, had you been drinking alcohol? Keep in mind that you are in no way responsible for the incident that occurred, even if you had been drinking.

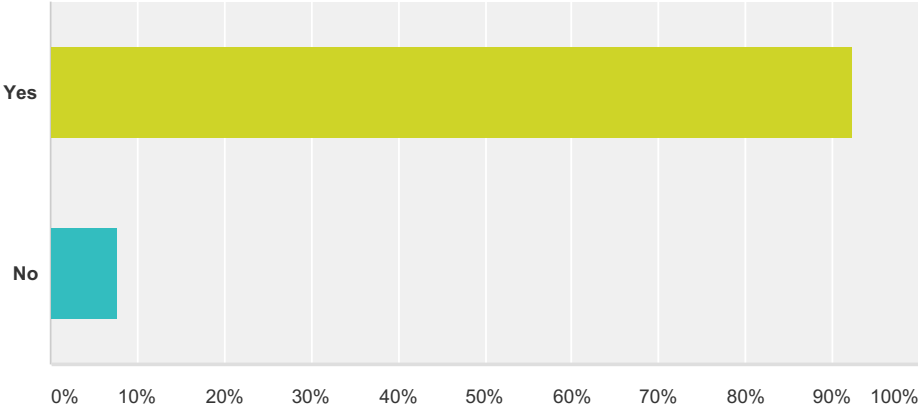
Answered: 16 Skipped: 427



Answer Choices	Responses
Yes	81.25% 13
No	18.75% 3
Total	16

Q37 Just prior to the incident, were you drunk?

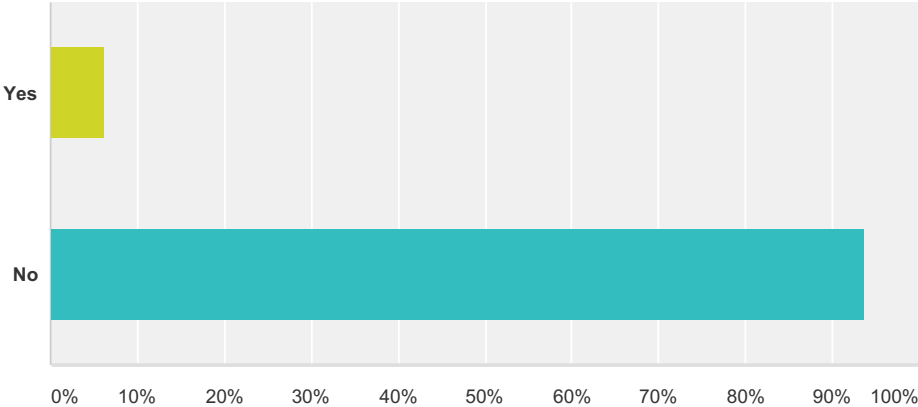
Answered: 13 Skipped: 430



Answer Choices	Responses
Yes	92.31% 12
No	7.69% 1
Total	13

Q38 Just prior to the incident, had you voluntarily been taking or using any drugs other than alcohol? Keep in mind that you are in no way responsible for the incident that occurred, even if you had been taking or using drugs.

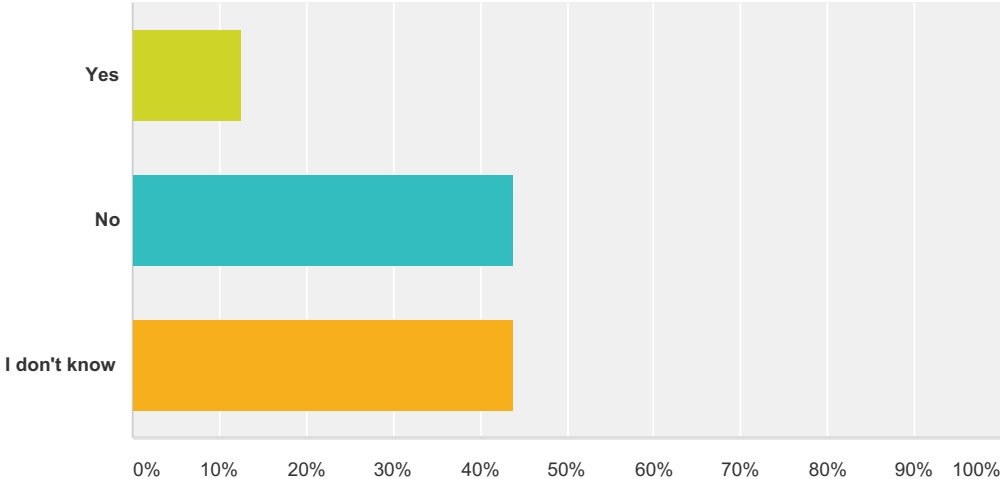
Answered: 16 Skipped: 427



Answer Choices	Responses	
Yes	6.25%	1
No	93.75%	15
Total		16

Q39 Just prior to the incident, had you been given a drug without your knowledge or consent?

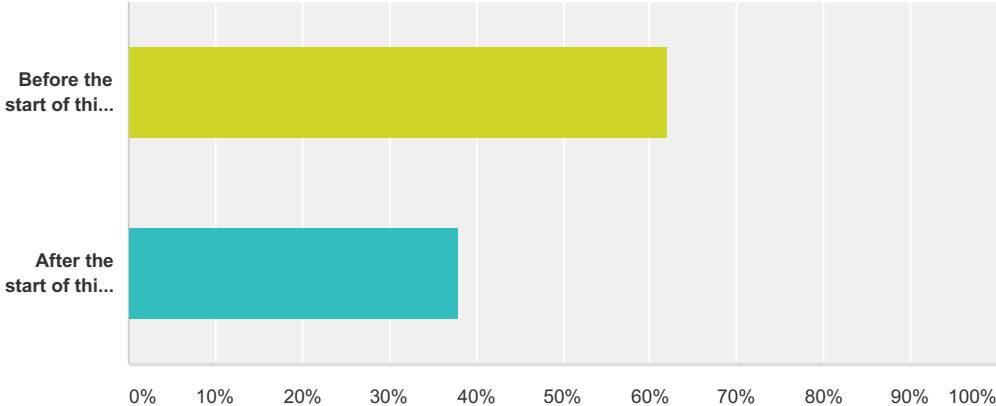
Answered: 16 Skipped: 427



Answer Choices	Responses
Yes	12.50% 2
No	43.75% 7
I don't know	43.75% 7
Total	16

Q40 When did the incident occur?

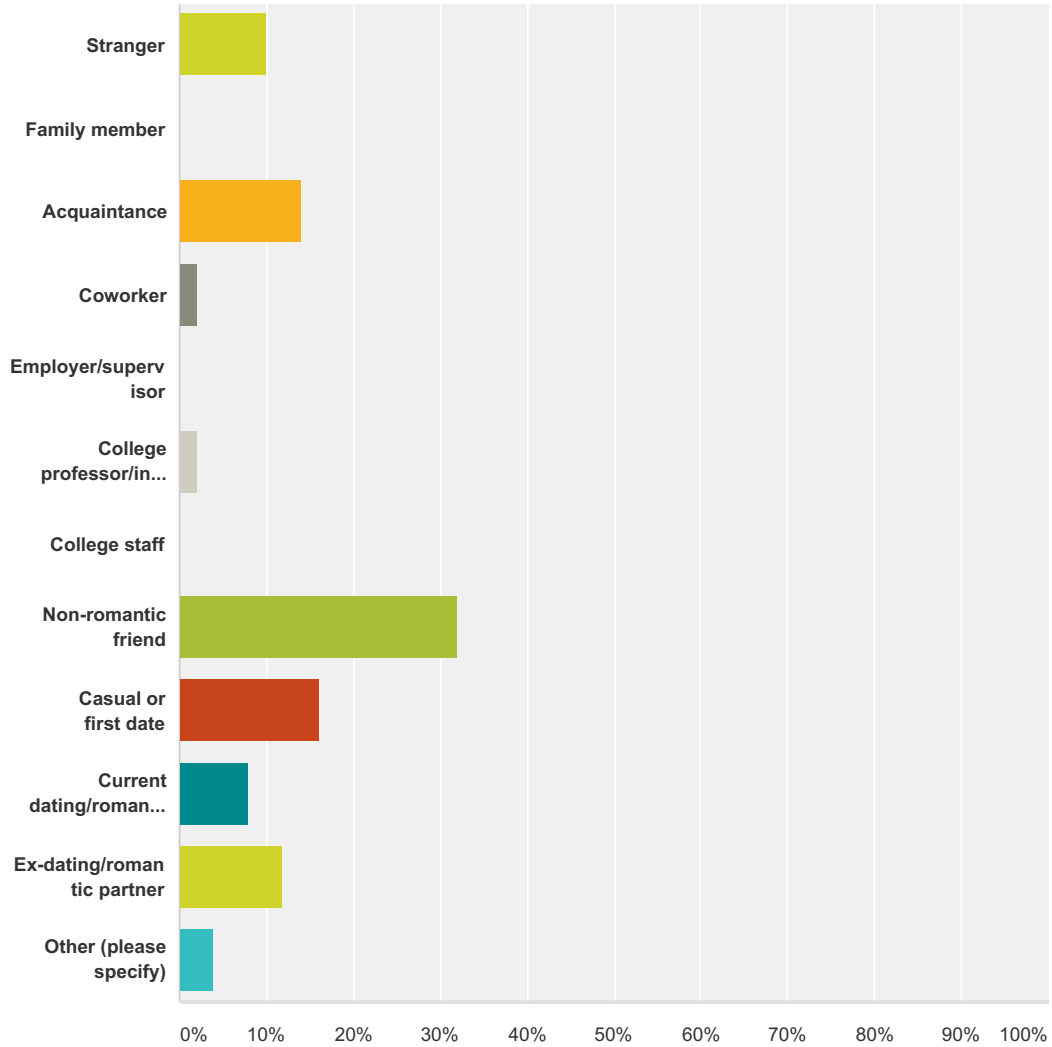
Answered: 50 Skipped: 393



Answer Choices	Responses
Before the start of this academic year	62.00% 31
After the start of this academic year	38.00% 19
Total	50

Q41 Who had this unwanted sexual contact with you? Please select the best option from the list below.

Answered: 50 Skipped: 393



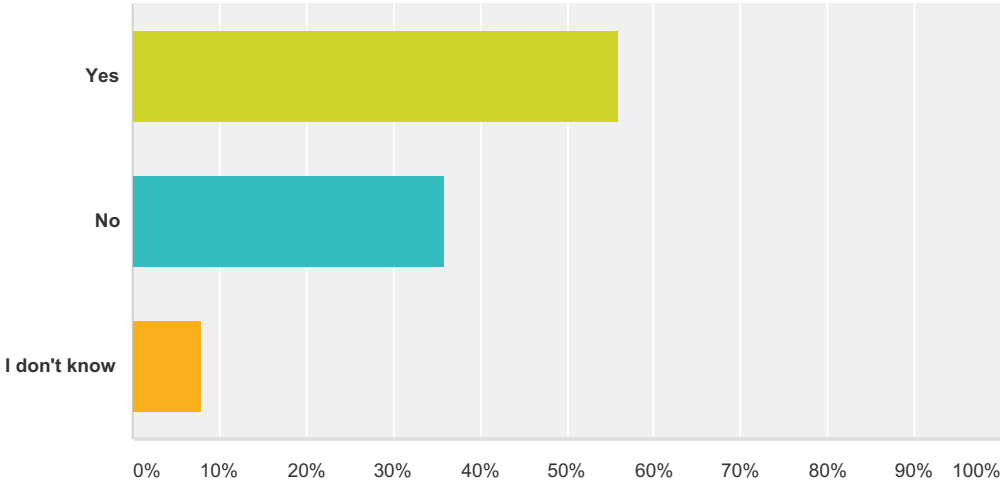
Answer Choices	Responses
Stranger	10.00% 5
Family member	0.00% 0
Acquaintance	14.00% 7
Coworker	2.00% 1
Employer/supervisor	0.00% 0
College professor/instructor	2.00% 1
College staff	0.00% 0
Non-romantic friend	32.00% 16

Campus Climate Survey - Northwestern State University

Casual or first date	16.00%	8
Current dating/romantic partner	8.00%	4
Ex-dating/romantic partner	12.00%	6
Other (please specify)	4.00%	2
Total		50

Q42 Was this person a student at your school?

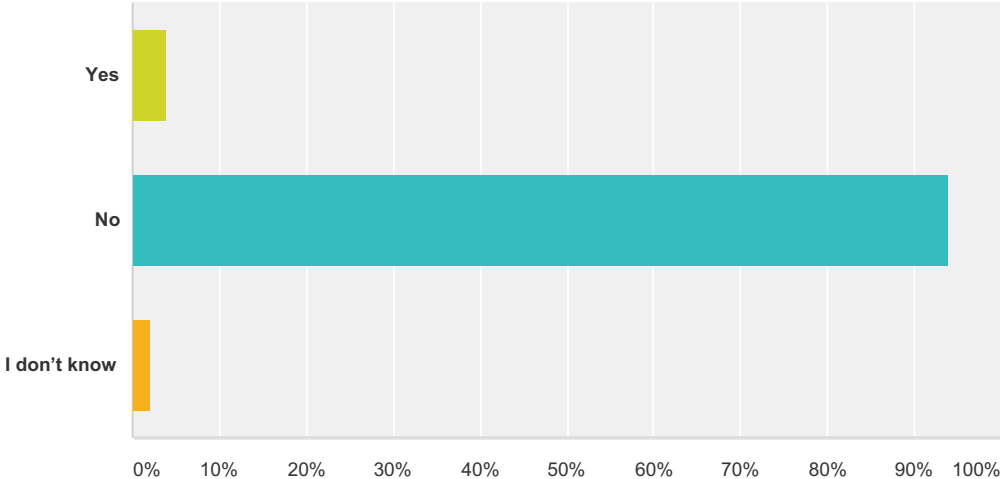
Answered: 50 Skipped: 393



Answer Choices	Responses
Yes	56.00% 28
No	36.00% 18
I don't know	8.00% 4
Total	50

Q43 Was this person affiliated with your school, as an employee, staff, or faculty member?

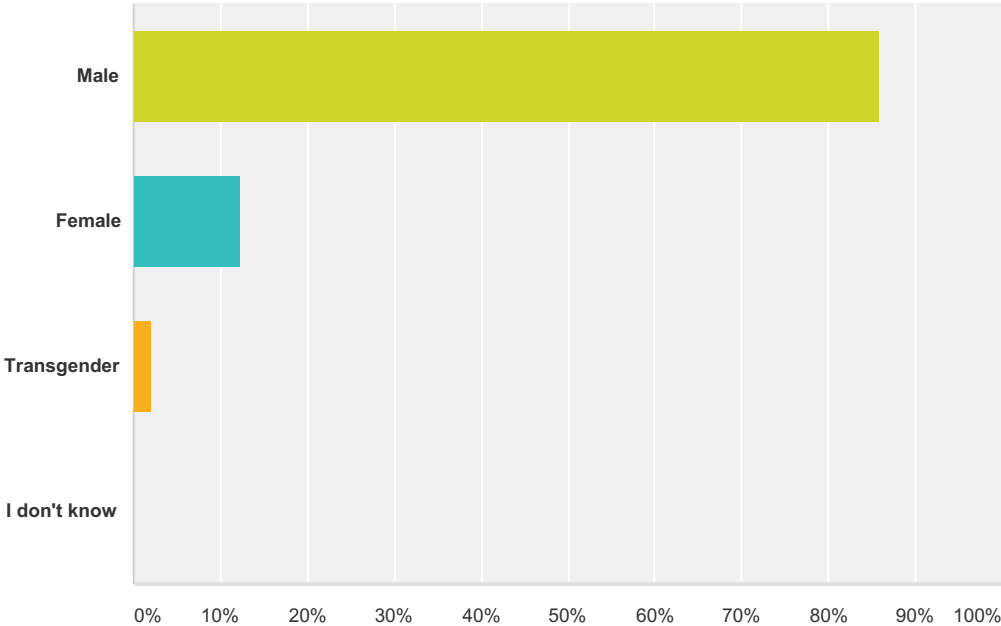
Answered: 50 Skipped: 393



Answer Choices	Responses
Yes	4.00% 2
No	94.00% 47
I don't know	2.00% 1
Total	50

Q44 What was the sex of the person who had unwanted sexual contact with you?

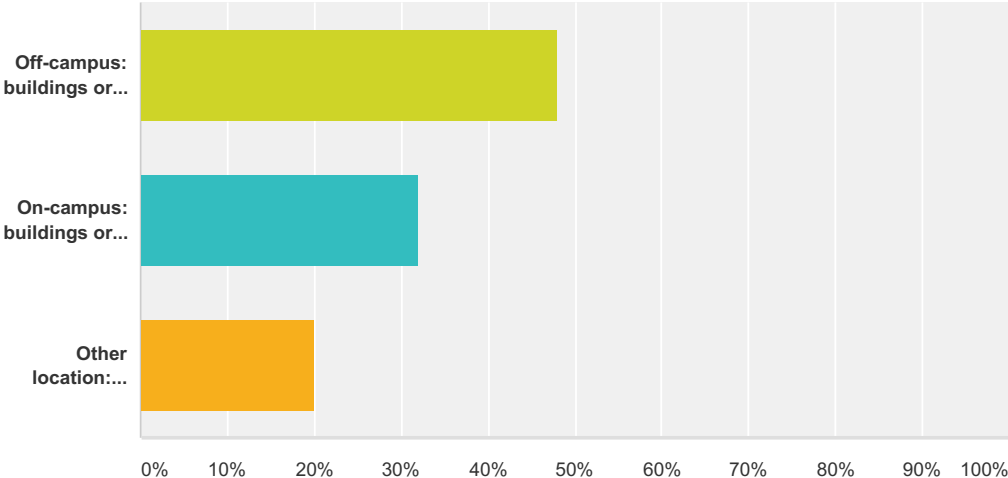
Answered: 49 Skipped: 394



Answer Choices	Responses
Male	85.71% 42
Female	12.24% 6
Transgender	2.04% 1
I don't know	0.00% 0
Total	49

Q45 Where did the incident occur? Please select the most appropriate location. You may use the open-ended text field to specify the location, if desired.

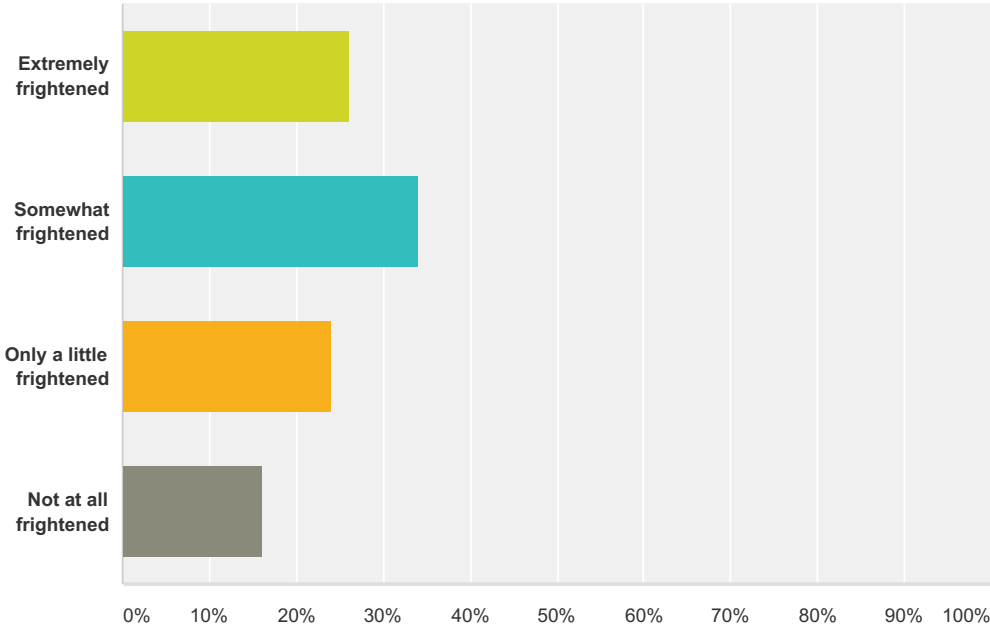
Answered: 50 Skipped: 393



Answer Choices	Responses
Off-campus: buildings or spaces near your school but not affiliated with the school (ex: private apartment, bar/club)	48.00% 24
On-campus: buildings or spaces owned by or affiliated with your school (ex: residence hall, campus facility)	32.00% 16
Other location: buildings or spaces outside the vicinity of your school (ex: family home, vacation or study abroad site)	20.00% 10
Total	50

Q46 How frightened were you by the incident?

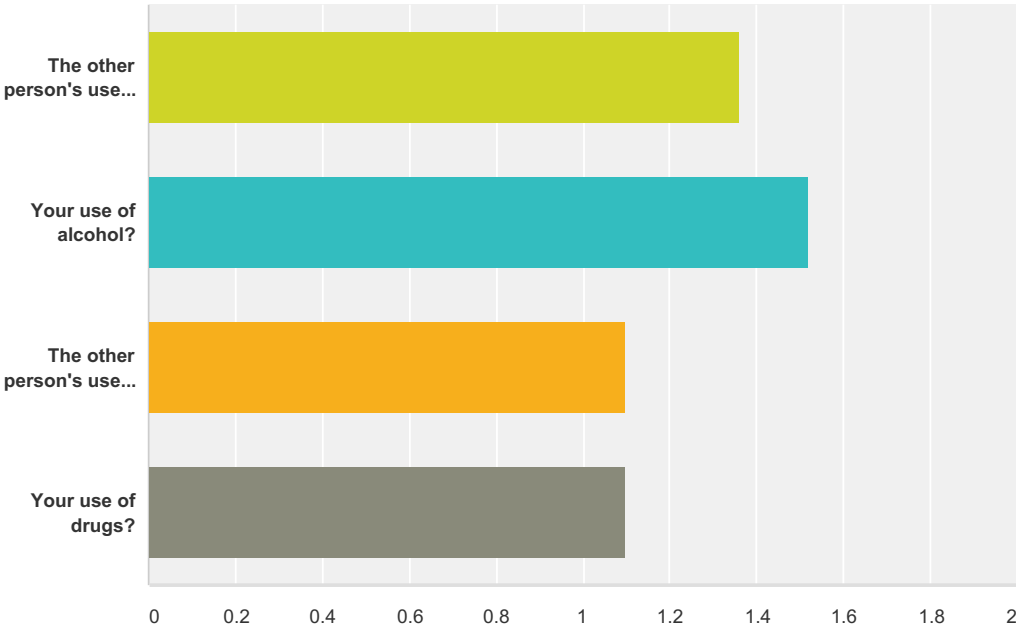
Answered: 50 Skipped: 393



Answer Choices	Responses
Extremely frightened	26.00% 13
Somewhat frightened	34.00% 17
Only a little frightened	24.00% 12
Not at all frightened	16.00% 8
Total	50

Q47 Did the incident involve:

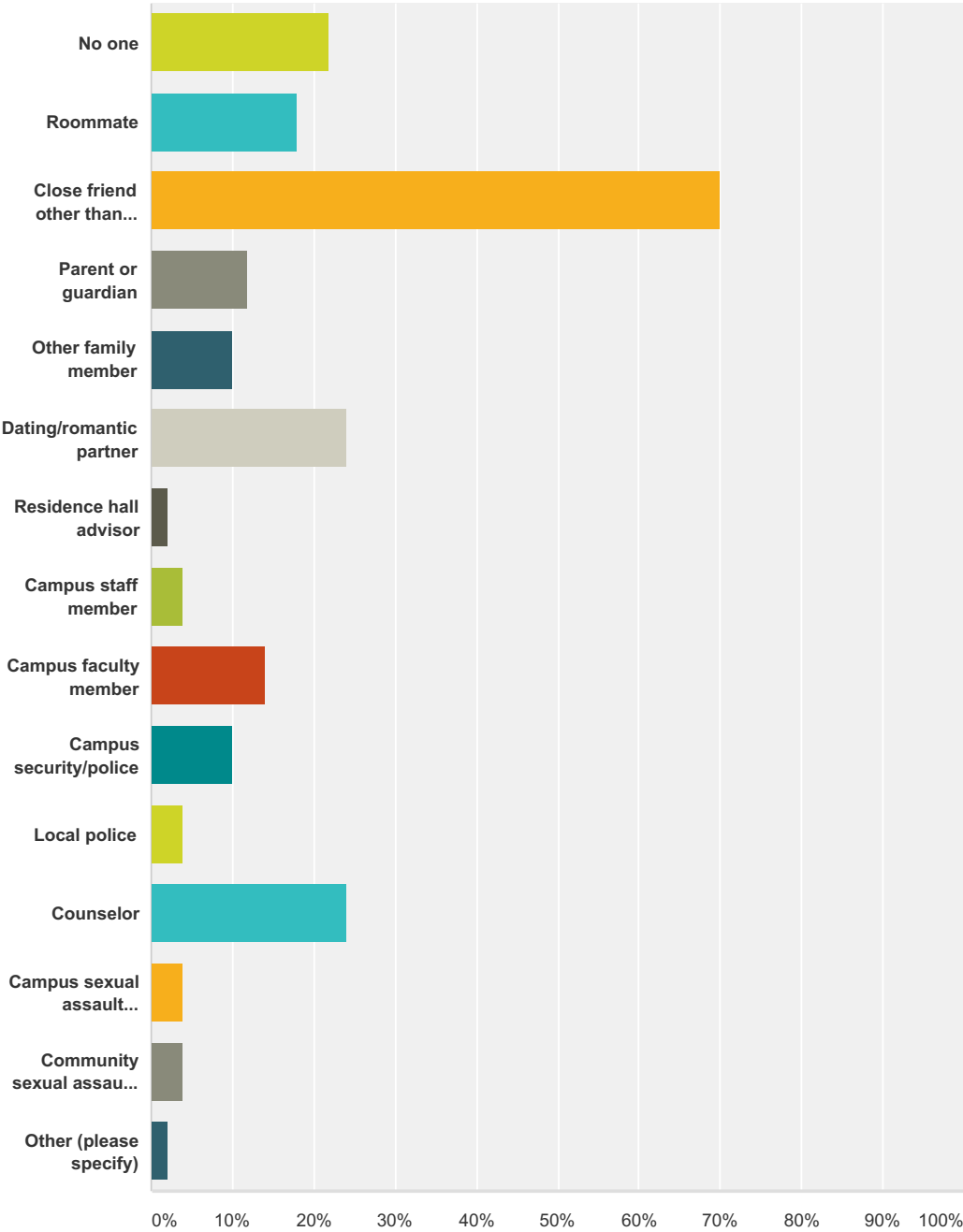
Answered: 50 Skipped: 393



	No	Yes	Total	Weighted Average
The other person's use of alcohol?	64.00% 32	36.00% 18	50	1.36
Your use of alcohol?	48.00% 24	52.00% 26	50	1.52
The other person's use of drugs?	90.00% 45	10.00% 5	50	1.10
Your use of drugs?	90.00% 45	10.00% 5	50	1.10

**Q48 Who did you tell about the incident?
Please check all that apply.**

Answered: 50 Skipped: 393



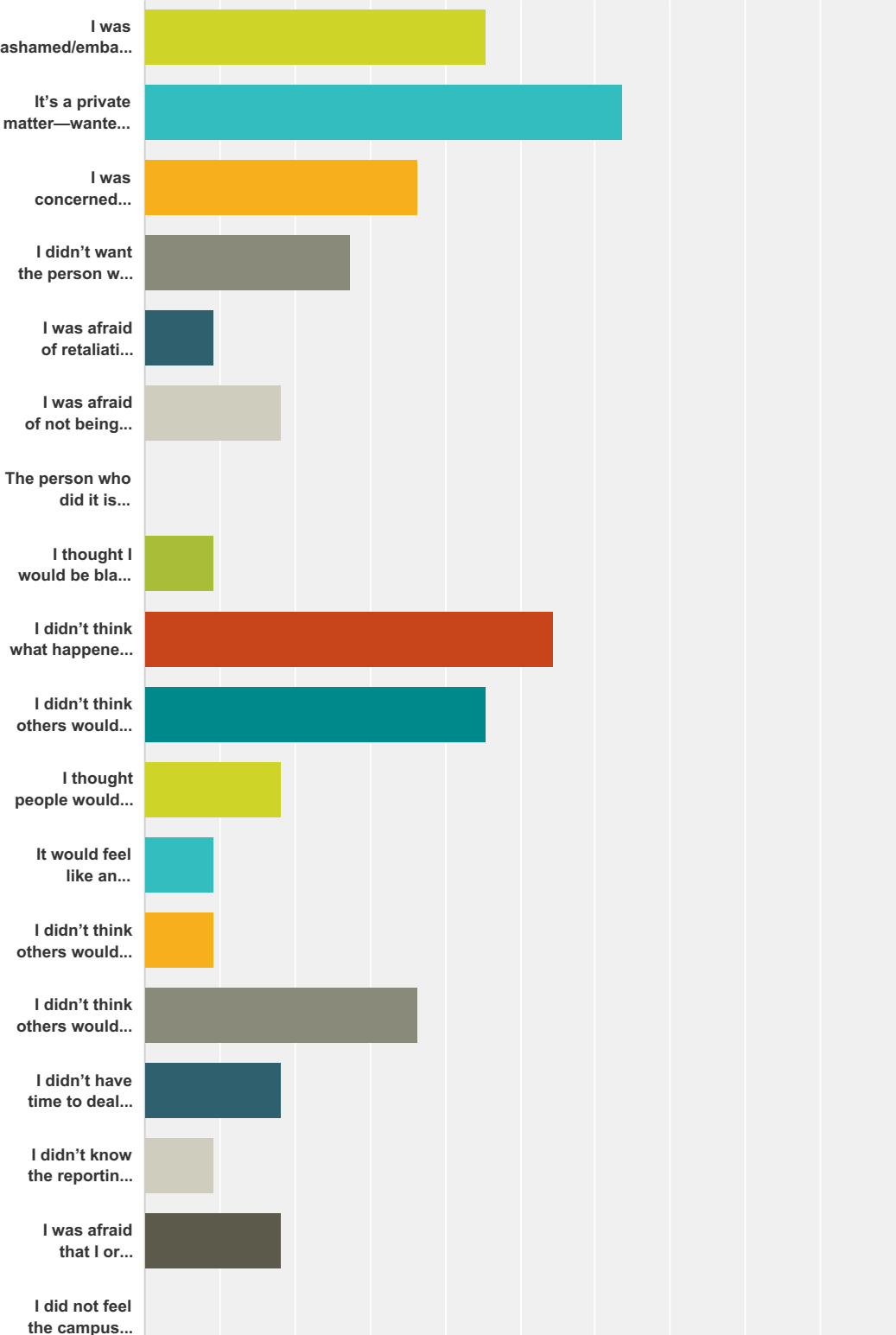
Answer Choices	Responses
No one	22.00% 11
Roommate	18.00% 9
Close friend other than roommate	70.00% 35
Parent or guardian	12.00% 6

Campus Climate Survey - Northwestern State University

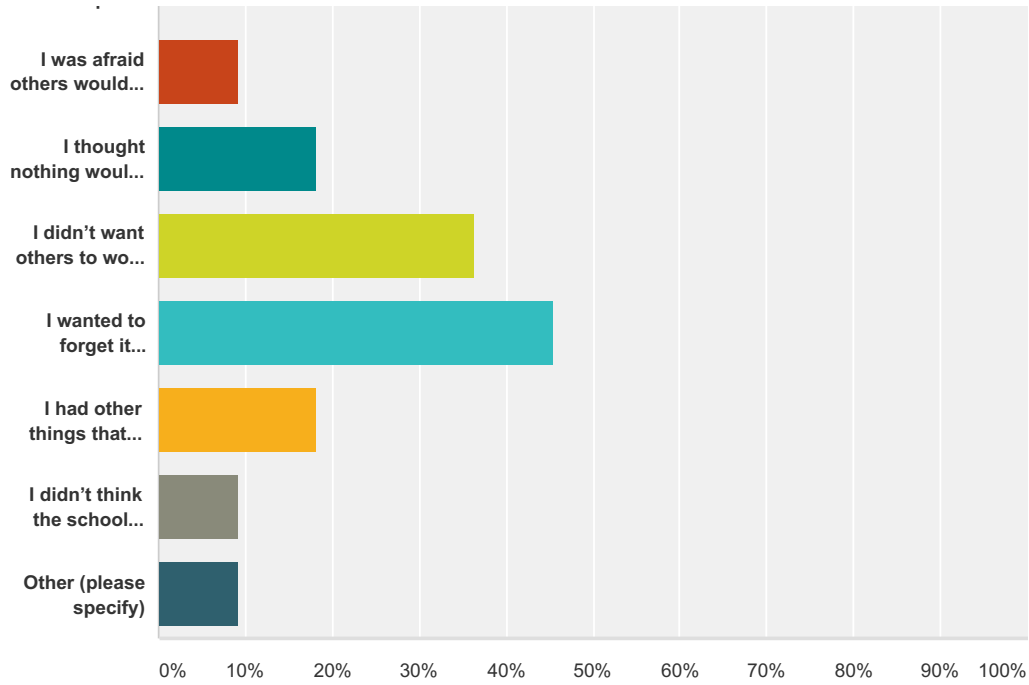
Other family member	10.00%	5
Dating/romantic partner	24.00%	12
Residence hall advisor	2.00%	1
Campus staff member	4.00%	2
Campus faculty member	14.00%	7
Campus security/police	10.00%	5
Local police	4.00%	2
Counselor	24.00%	12
Campus sexual assault advocate	4.00%	2
Community sexual assault advocate	4.00%	2
Other (please specify)	2.00%	1
Total Respondents: 50		

Q49 There are a lot of good reasons why someone may not tell anyone about an incident of non-consensual or unwanted sexual contact. What were your reasons? Please check all that apply.

Answered: 11 Skipped: 432



Campus Climate Survey - Northwestern State University



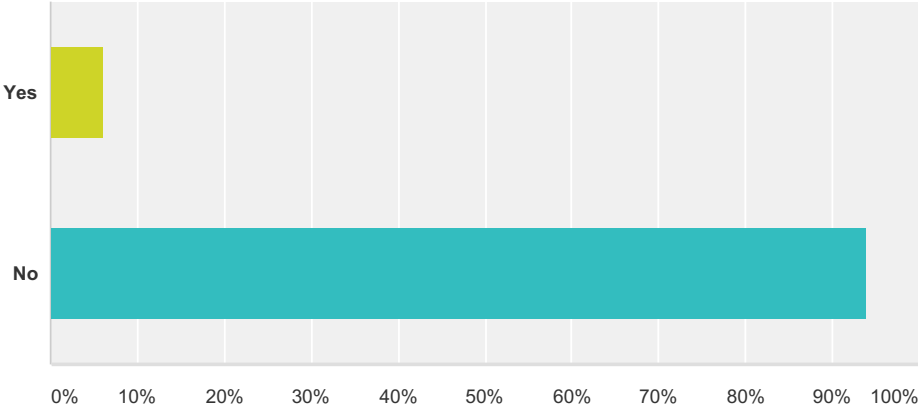
Answer Choices	Responses
I was ashamed/embarrassed	45.45% 5
It's a private matter—wanted to deal with it on my own	63.64% 7
I was concerned others would find out	36.36% 4
I didn't want the person who did it to get in trouble	27.27% 3
I was afraid of retaliation from the person who did it	9.09% 1
I was afraid of not being believed	18.18% 2
The person who did it is well-recognized at my school	0.00% 0
I thought I would be blamed for what happened	9.09% 1
I didn't think what happened was serious enough to talk about	54.55% 6
I didn't think others would think it was serious	45.45% 5
I thought people would try to tell me what to do	18.18% 2
It would feel like an admission of failure	9.09% 1
I didn't think others would think it was important	9.09% 1
I didn't think others would understand	36.36% 4
I didn't have time to deal with it due to academics, work, etc.	18.18% 2
I didn't know the reporting procedure at my school	9.09% 1
I was afraid that I or another would be punished for other infractions or violations (e.g., underage drinking)	18.18% 2
I did not feel the campus leadership would solve my problems	0.00% 0
I was afraid others would harass me or react negatively toward me	9.09% 1

Campus Climate Survey - Northwestern State University

I thought nothing would be done	18.18%	2
I didn't want others to worry about me	36.36%	4
I wanted to forget it happened	45.45%	5
I had other things that needed my attention (e.g., classes, work)	18.18%	2
I didn't think the school would do anything about my report	9.09%	1
Other (please specify)	9.09%	1
Total Respondents: 11		

Q50 Did the incident result in a sexually transmitted infection?

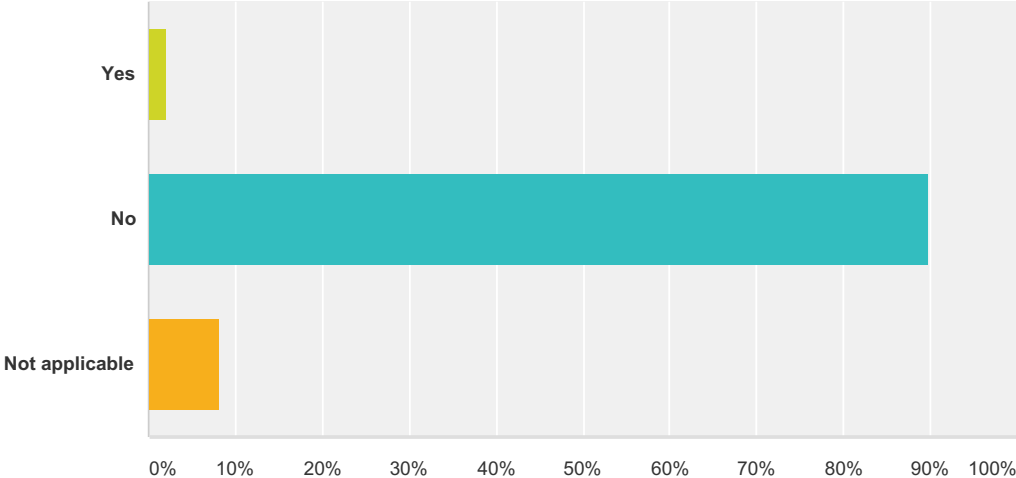
Answered: 49 Skipped: 394



Answer Choices	Responses	
Yes	6.12%	3
No	93.88%	46
Total		49

Q51 Did the incident result in pregnancy?

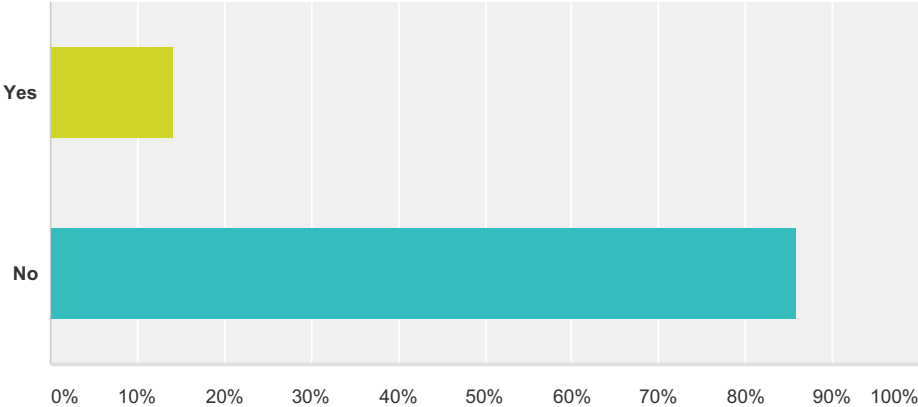
Answered: 49 Skipped: 394



Answer Choices	Responses
Yes	2.04% 1
No	89.80% 44
Not applicable	8.16% 4
Total	49

Q52 Did the incident result in physical injury?

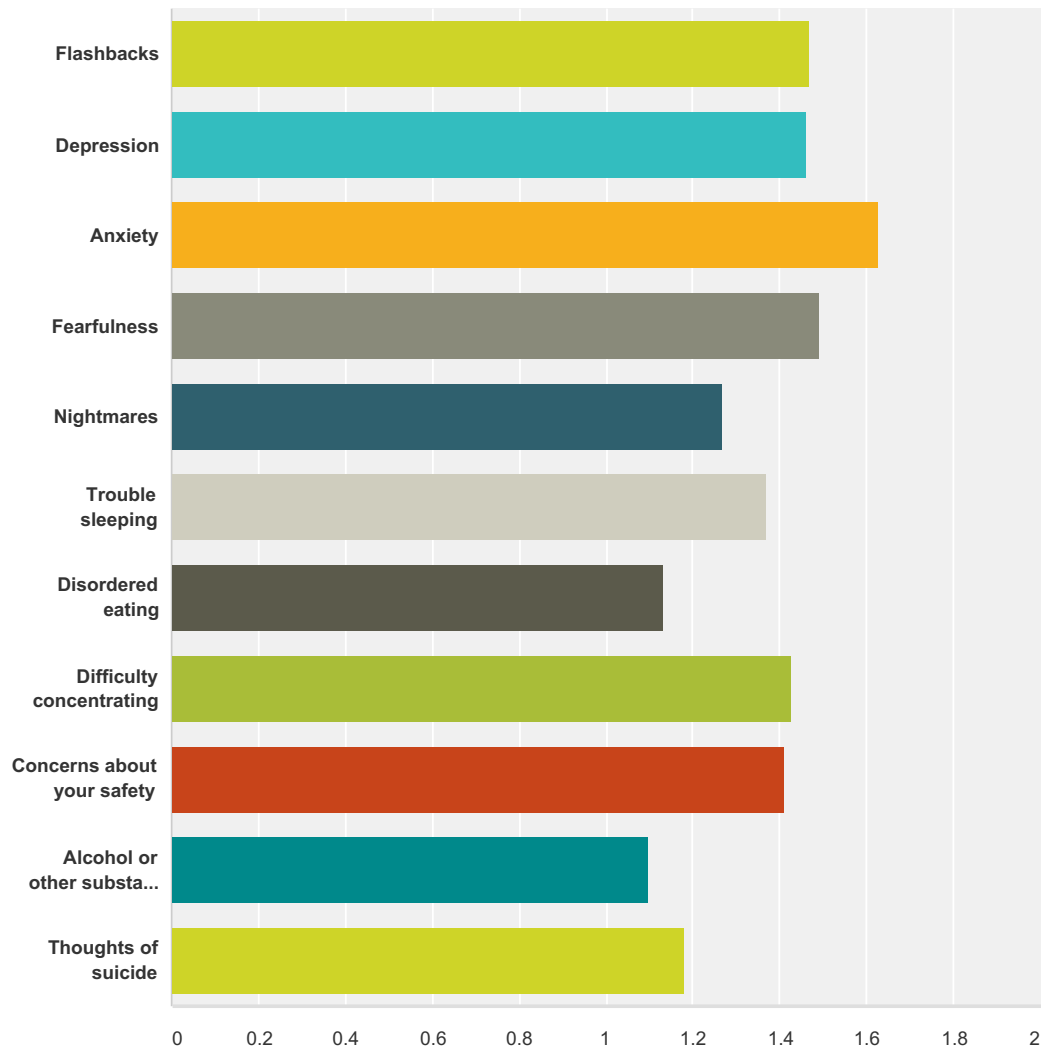
Answered: 49 Skipped: 394



Answer Choices	Responses	
Yes	14.29%	7
No	85.71%	42
Total		49

Q53 Did you experience any of the following as a result of the incident?

Answered: 49 Skipped: 394



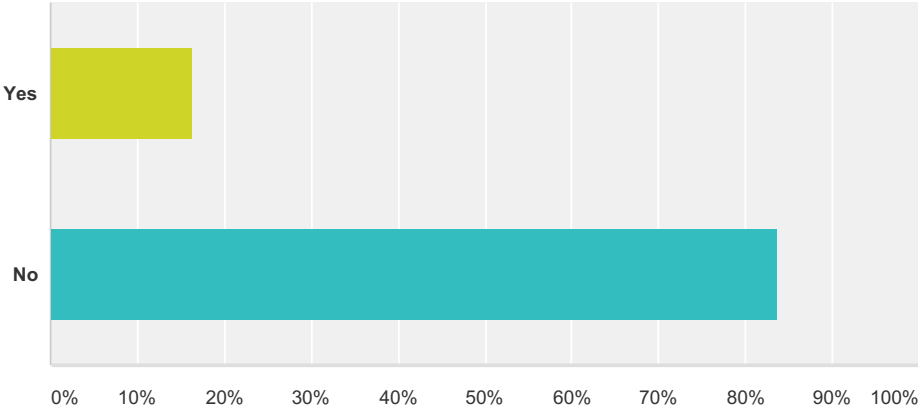
	No	Yes	Total	Weighted Average
Flashbacks	53.06% 26	46.94% 23	49	1.47
Depression	54.17% 26	45.83% 22	48	1.46
Anxiety	36.73% 18	63.27% 31	49	1.63
Fearfulness	51.02% 25	48.98% 24	49	1.49
Nightmares	73.47% 36	26.53% 13	49	1.27
Trouble sleeping	63.27% 31	36.73% 18	49	1.37

Campus Climate Survey - Northwestern State University

Disordered eating	87.50% 42	12.50% 6	48	1.13
Difficulty concentrating	57.14% 28	42.86% 21	49	1.43
Concerns about your safety	59.18% 29	40.82% 20	49	1.41
Alcohol or other substance abuse	89.58% 43	10.42% 5	48	1.10
Thoughts of suicide	81.63% 40	18.37% 9	49	1.18

Q54 Did you experience retaliation by the person who committed this act or these actions, or their friends/associates?

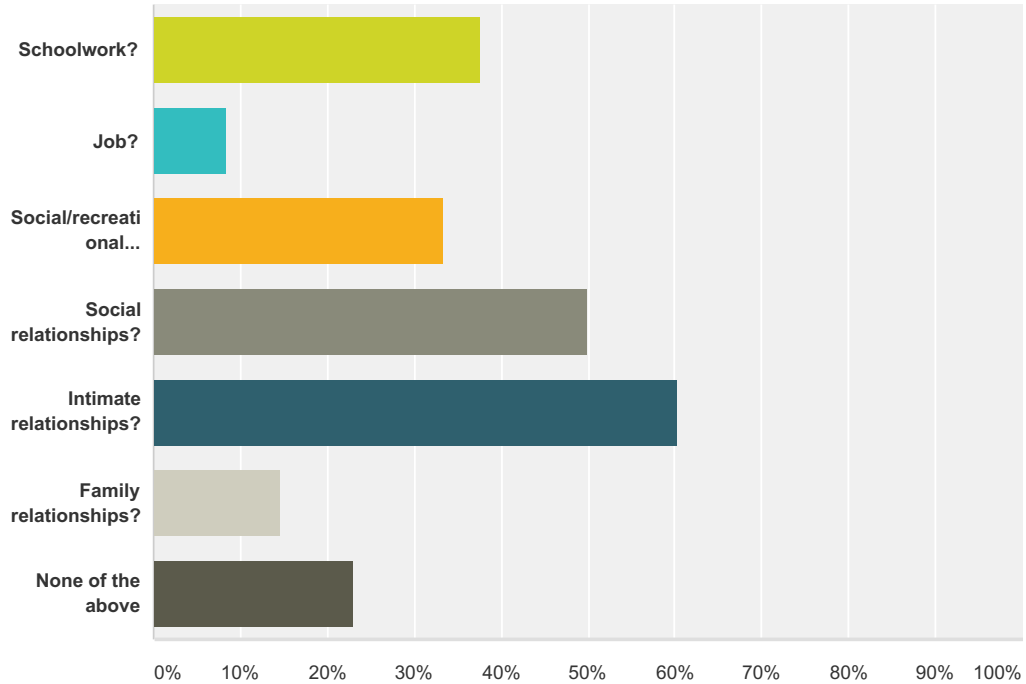
Answered: 49 Skipped: 394



Answer Choices	Responses	
Yes	16.33%	8
No	83.67%	41
Total		49

Q55 Did the incident have a negative impact on any of the following? Please check all that apply.

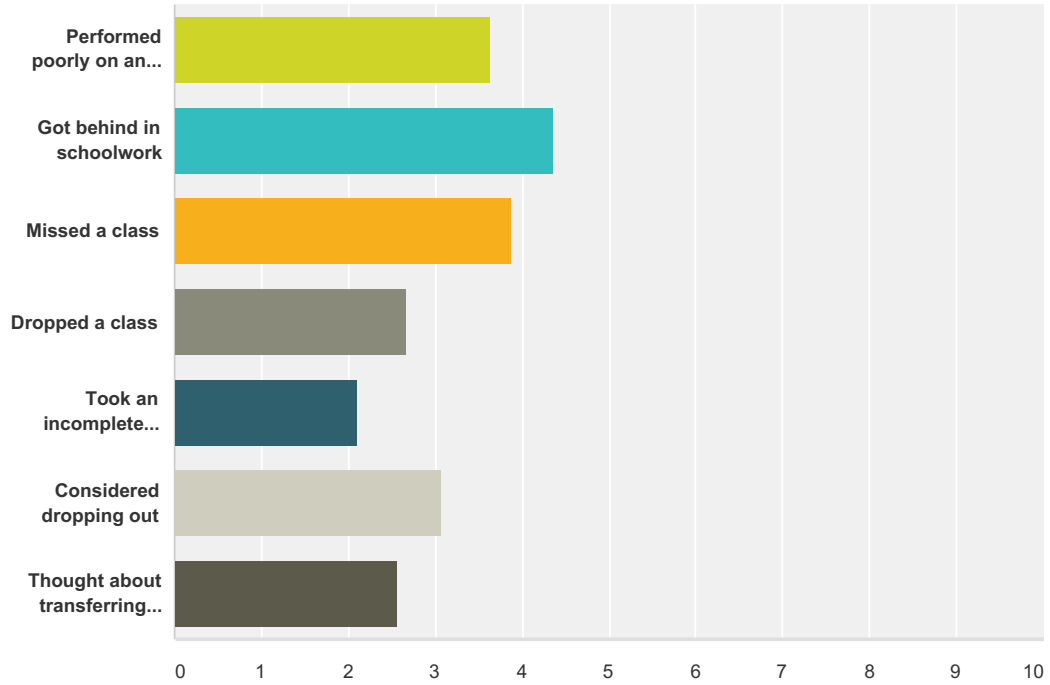
Answered: 48 Skipped: 395



Answer Choices	Responses	
Schoolwork?	37.50%	18
Job?	8.33%	4
Social/recreational activities?	33.33%	16
Social relationships?	50.00%	24
Intimate relationships?	60.42%	29
Family relationships?	14.58%	7
None of the above	22.92%	11
Total Respondents: 48		

Q56 You indicated that the incident had a negative impact on your schoolwork. As a result of the incident, to what degree has the following happened to you?

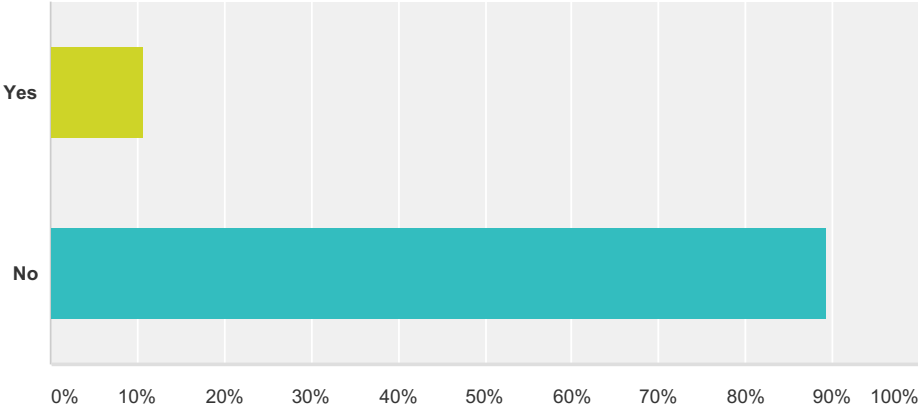
Answered: 19 Skipped: 424



	Never	Rarely	Occasionally	Sometimes	Frequently	Usually	Always	Total	Weighted Average
Performed poorly on an assignment	5.26% 1	15.79% 3	21.05% 4	31.58% 6	21.05% 4	5.26% 1	0.00% 0	19	3.63
Got behind in schoolwork	5.26% 1	0.00% 0	21.05% 4	21.05% 4	36.84% 7	10.53% 2	5.26% 1	19	4.37
Missed a class	10.53% 2	0.00% 0	26.32% 5	26.32% 5	31.58% 6	0.00% 0	5.26% 1	19	3.89
Dropped a class	47.37% 9	15.79% 3	0.00% 0	15.79% 3	5.26% 1	10.53% 2	5.26% 1	19	2.68
Took an incomplete course grade	61.11% 11	11.11% 2	0.00% 0	16.67% 3	5.56% 1	5.56% 1	0.00% 0	18	2.11
Considered dropping out	38.89% 7	5.56% 1	11.11% 2	27.78% 5	0.00% 0	5.56% 1	11.11% 2	18	3.06
Thought about transferring to a new school	61.11% 11	0.00% 0	0.00% 0	22.22% 4	0.00% 0	11.11% 2	5.56% 1	18	2.56

Q57 Did you seek medical treatment for the incident?

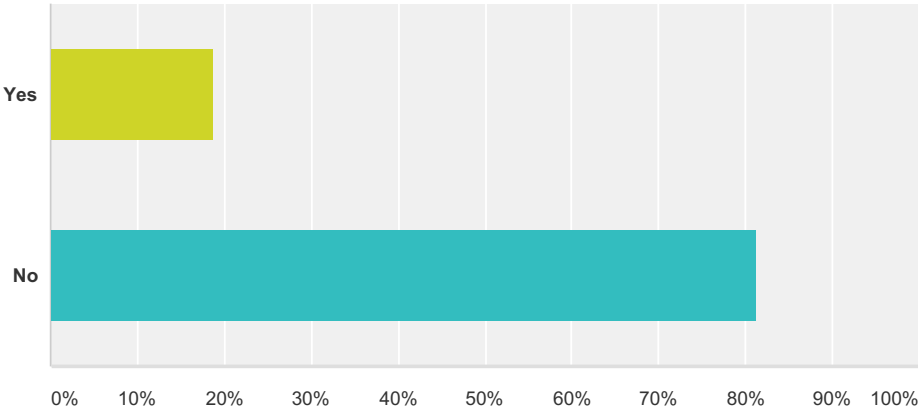
Answered: 47 Skipped: 396



Answer Choices	Responses	
Yes	10.64%	5
No	89.36%	42
Total		47

Q58 Did you seek counseling services as a result of the incident?

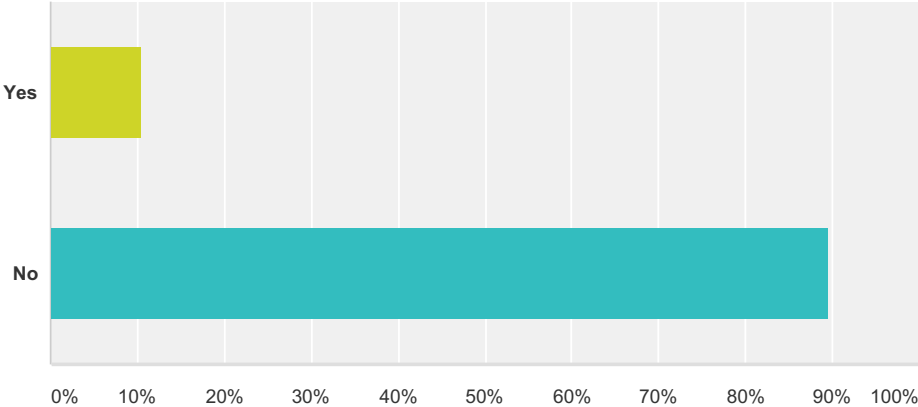
Answered: 48 Skipped: 395



Answer Choices	Responses	
Yes	18.75%	9
No	81.25%	39
Total		48

Q59 Did you seek advocacy services as a result of the incident?

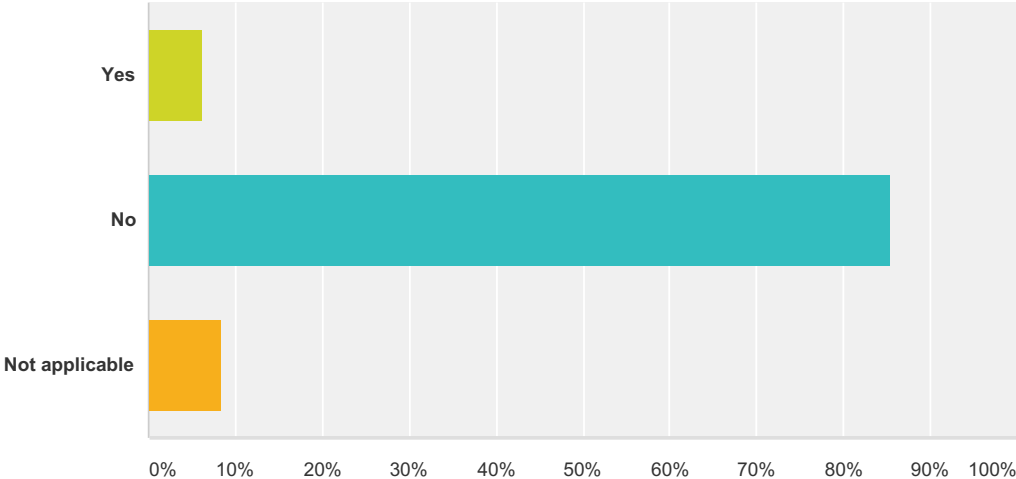
Answered: 48 Skipped: 395



Answer Choices	Responses
Yes	10.42% 5
No	89.58% 43
Total	48

Q60 Did you use the formal procedures available at your school to report the incident?

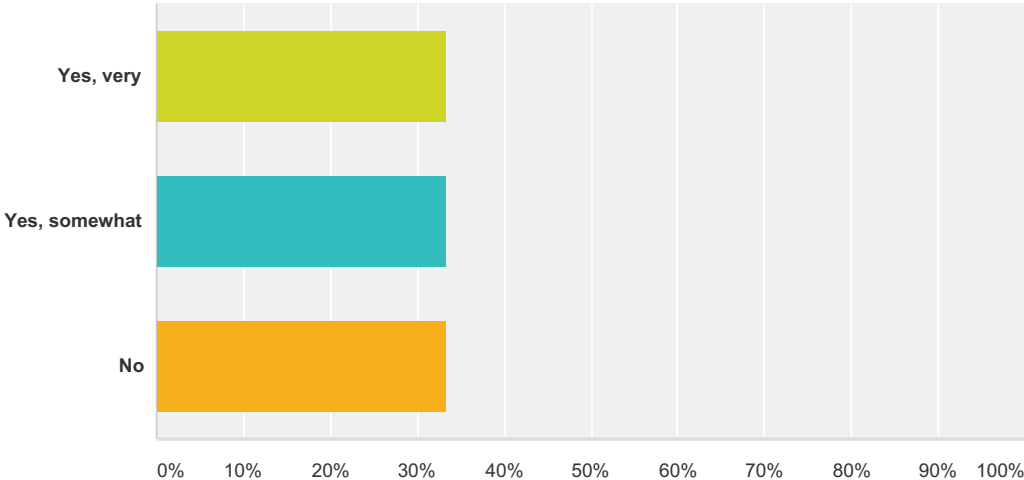
Answered: 48 Skipped: 395



Answer Choices	Responses
Yes	6.25% 3
No	85.42% 41
Not applicable	8.33% 4
Total	48

Q61 Do you feel that you were treated fairly through your school's formal procedures?

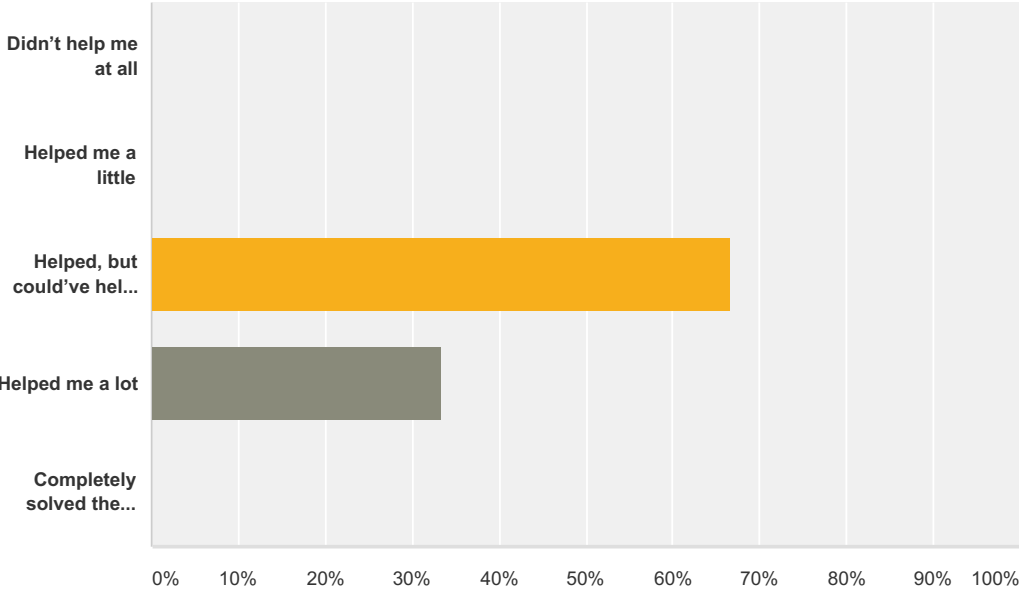
Answered: 3 Skipped: 440



Answer Choices	Responses
Yes, very	33.33% 1
Yes, somewhat	33.33% 1
No	33.33% 1
Total	3

Q62 How do you feel your school’s formal procedures helped you deal with the incident?

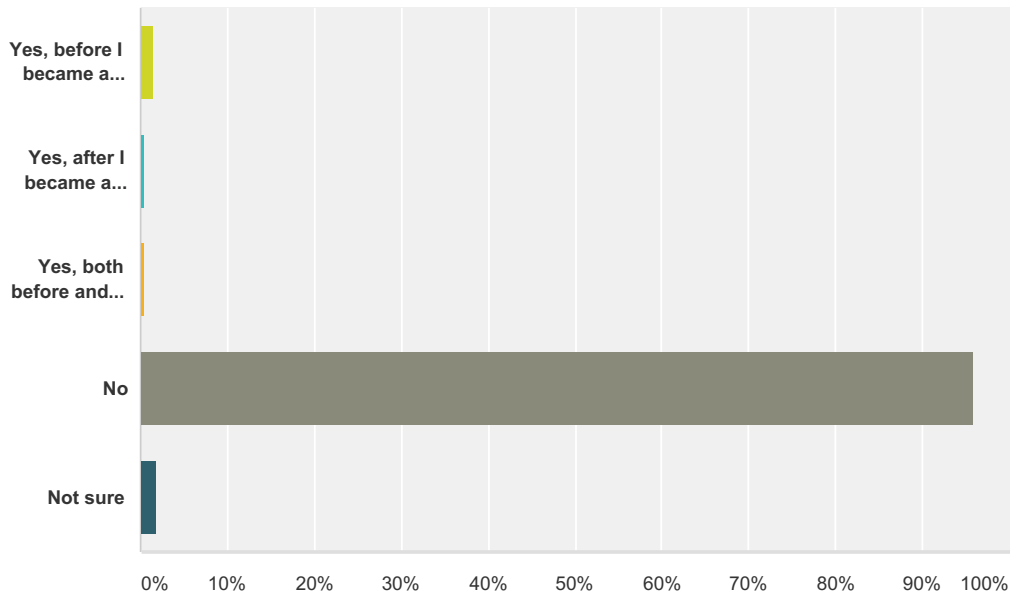
Answered: 3 Skipped: 440



Answer Choices	Responses
Didn't help me at all	0.00% 0
Helped me a little	0.00% 0
Helped, but could've helped more	66.67% 2
Helped me a lot	33.33% 1
Completely solved the problem	0.00% 0
Total	3

Q63 In the past, have you pressured or forced someone into sexual contact without that person's explicit consent (e.g., used physical force or threatened to physically harm them; manipulated them through lies, threats, or pressure; took sexual advantage of them when they were significantly impaired or incapacitated by drugs/alcohol)? Remember that your responses will remain confidential and will not be linked to your identity or reported.

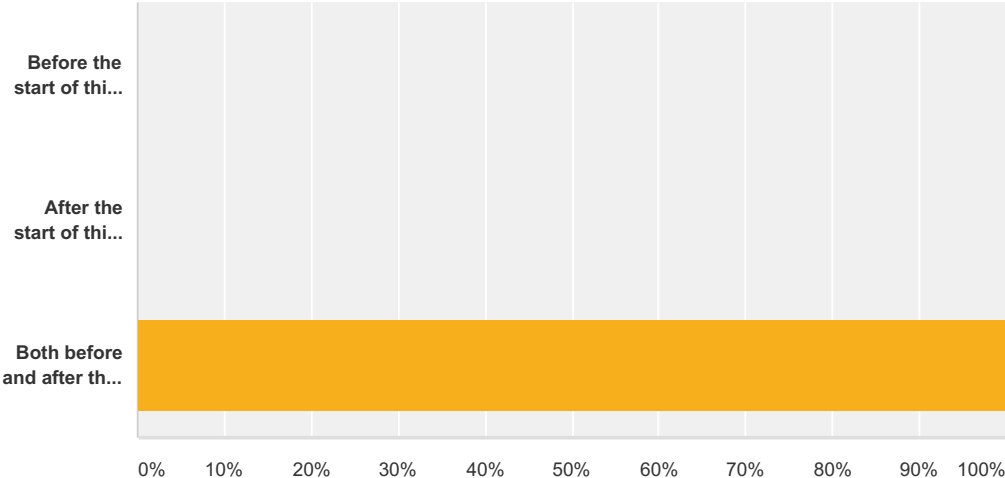
Answered: 221 Skipped: 222



Answer Choices	Responses
Yes, before I became a student at this school	1.36% 3
Yes, after I became a student at this school	0.45% 1
Yes, both before and after I became a student at this school	0.45% 1
No	95.93% 212
Not sure	1.81% 4
Total	221

Q64 You indicated that you pressured or forced someone into sexual contact without that person's explicit consent. When did this happen while you were a student at this school?

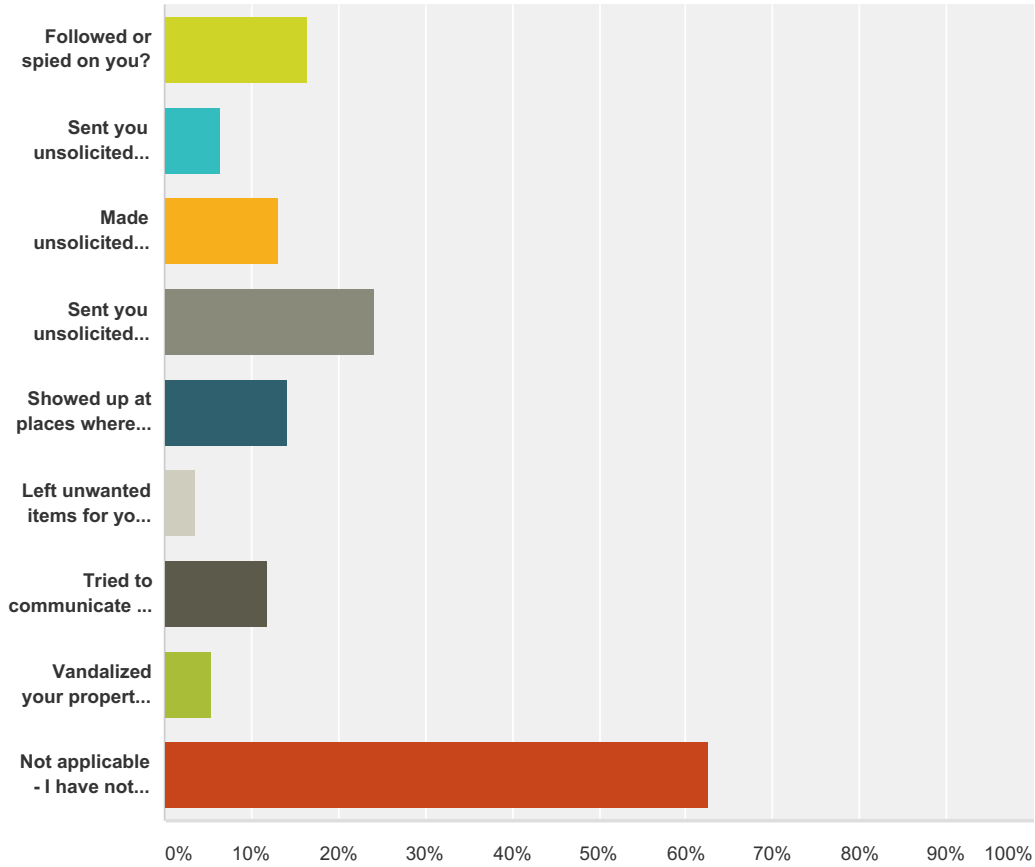
Answered: 2 Skipped: 441



Answer Choices	Responses
Before the start of this academic year	0.00% 0
After the start of this academic year	0.00% 0
Both before and after the start of this academic year	100.00% 2
Total	2

Q65 Not including bill collectors, telephone solicitors, or other sales people, has anyone, of any gender, ever: (Please select all that apply, or "Not applicable")

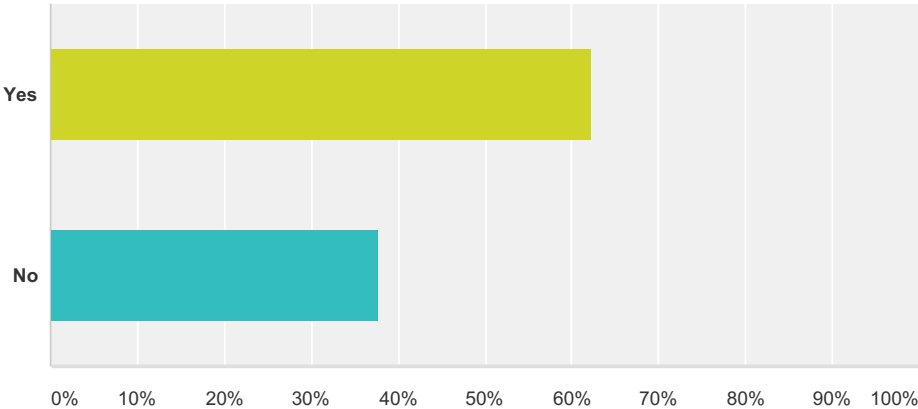
Answered: 219 Skipped: 224



Answer Choices	Responses	Count
Followed or spied on you?	16.44%	36
Sent you unsolicited letters or written correspondence?	6.39%	14
Made unsolicited phone calls to you?	13.24%	29
Sent you unsolicited emails or text messages?	24.20%	53
Showed up at places where you were even though they had no business being there?	14.16%	31
Left unwanted items for you to find?	3.65%	8
Tried to communicate in other ways against your will?	11.87%	26
Vandalized your property or destroyed something you loved?	5.48%	12
Not applicable - I have not experienced any of these things	62.56%	137
Total Respondents: 219		

Q66 Has anyone ever done any of these things to you on more than one occasion?

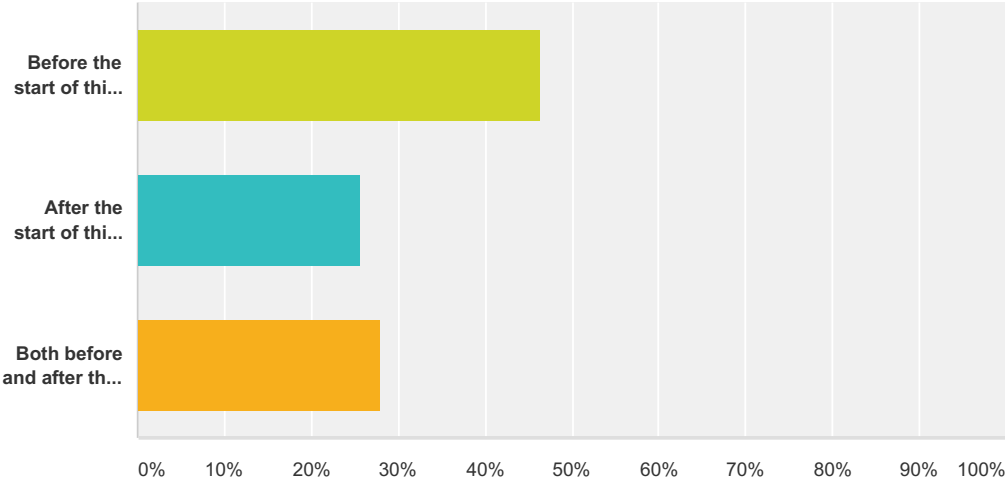
Answered: 90 Skipped: 353



Answer Choices	Responses	
Yes	62.22%	56
No	37.78%	34
Total		90

Q67 When you were a student at this school, when did you experience these things?

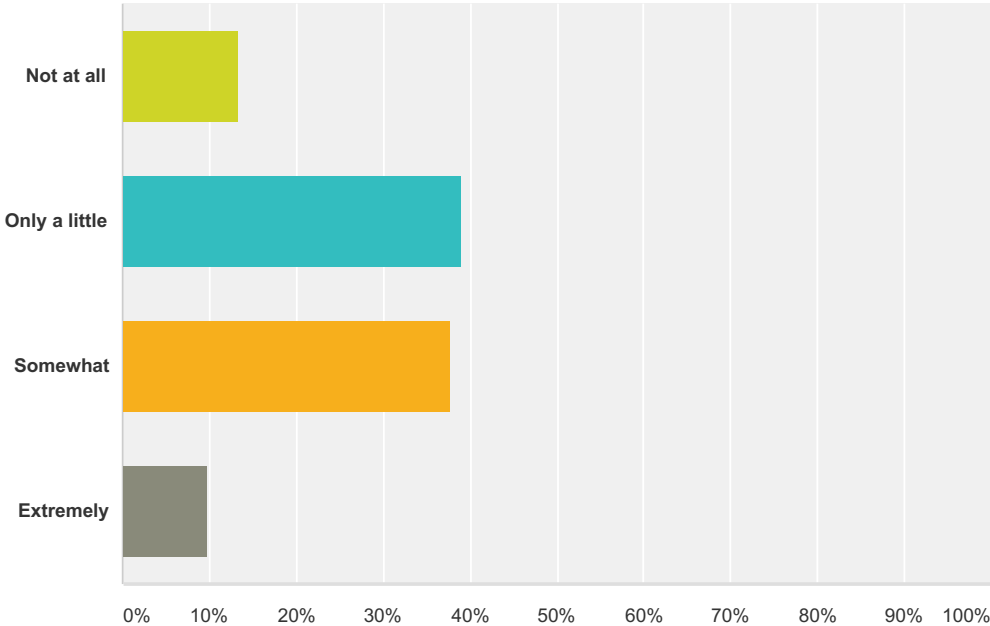
Answered: 82 Skipped: 361



Answer Choices	Responses
Before the start of this academic year	46.34% 38
After the start of this academic year	25.61% 21
Both before and after the start of this academic year	28.05% 23
Total	82

Q68 How frightened were you by these things?

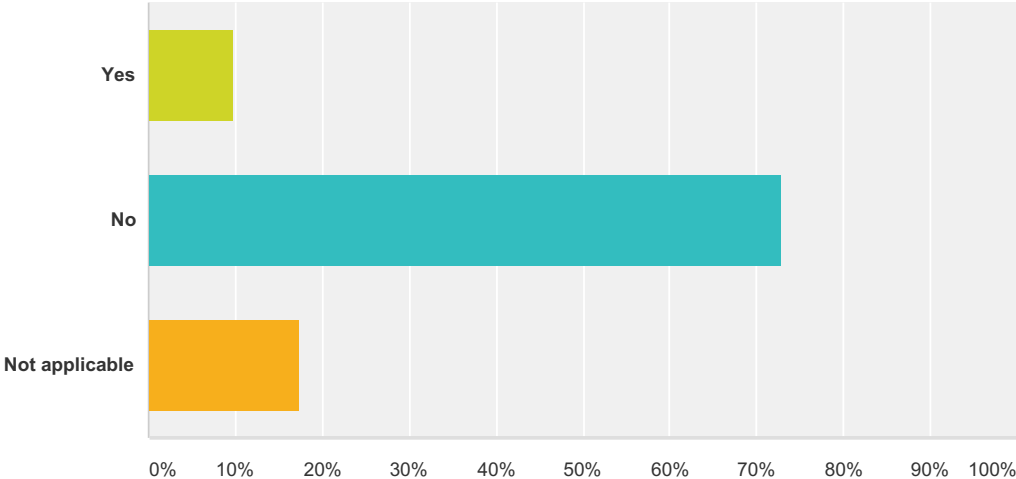
Answered: 82 Skipped: 361



Answer Choices	Responses
Not at all	13.41% 11
Only a little	39.02% 32
Somewhat	37.80% 31
Extremely	9.76% 8
Total	82

Q69 Did you use the formal procedures available at your school to report the incident?

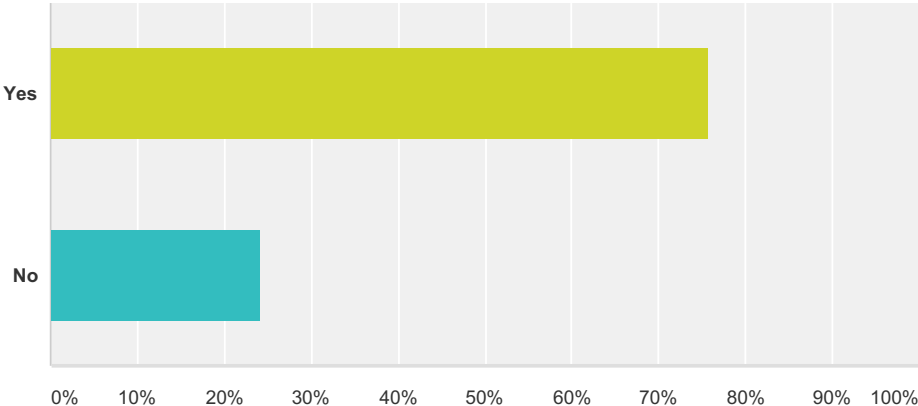
Answered: 81 Skipped: 362



Answer Choices	Responses	
Yes	9.88%	8
No	72.84%	59
Not applicable	17.28%	14
Total		81

Q70 The following questions ask about behaviors that some students report have been used by their partners in current or previous relationships. These questions refer to all romantic or intimate relationships, from one-time hook-ups to ongoing dating. Have you been in a romantic or intimate relationship since you became a student at this school?

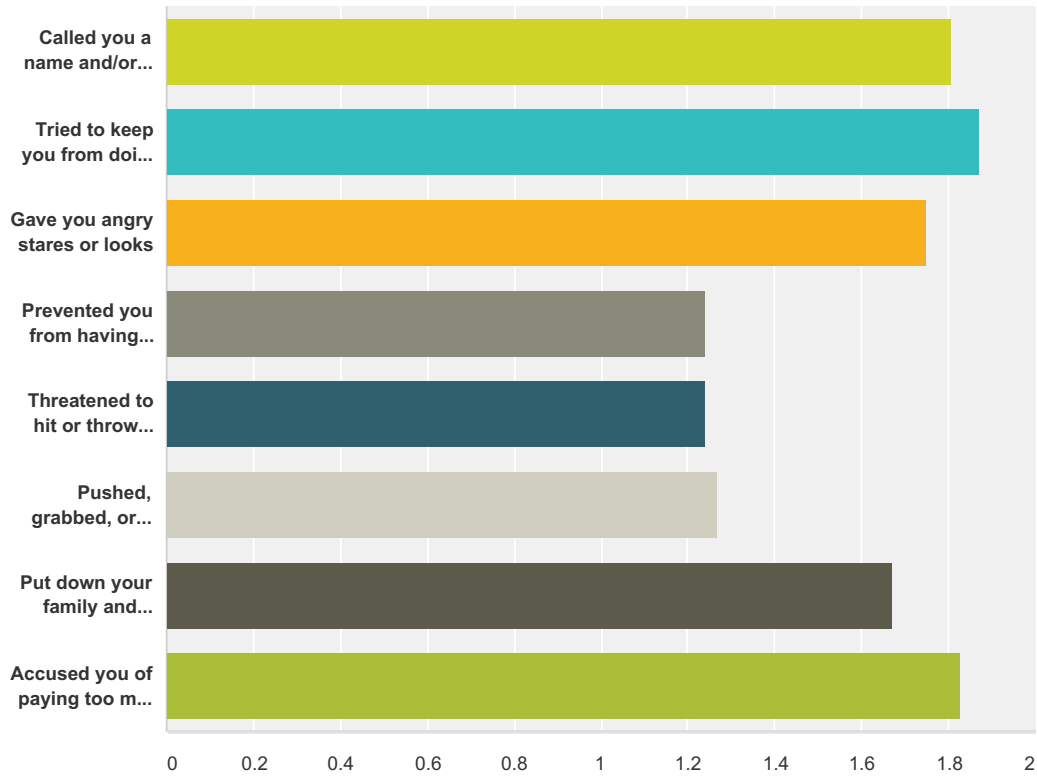
Answered: 219 Skipped: 224



Answer Choices	Responses
Yes	75.80% 166
No	24.20% 53
Total	219

Q71 Select a response for each of the items listed below to show your closest estimate of how often your partner has used any of the following behaviors in your current or previous relationship(s) since you became a student at this school:

Answered: 163 Skipped: 280



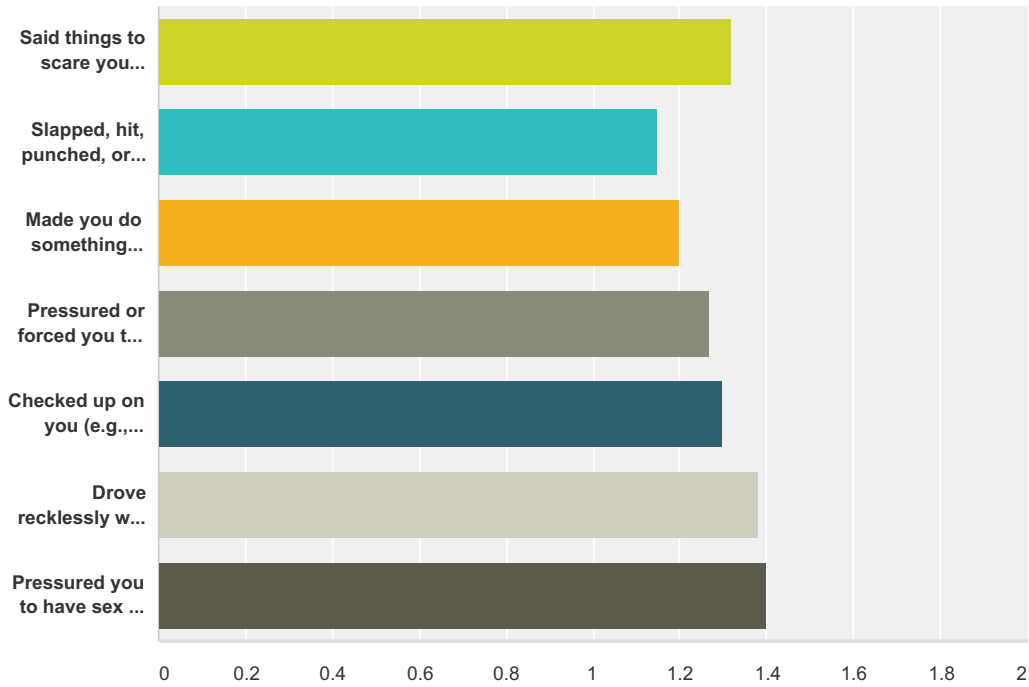
	Never	Rarely	Occasionally	Frequently	Very Frequently	Total	Weighted Average
Called you a name and/or criticized you	52.76% 86	25.15% 41	13.50% 22	5.52% 9	3.07% 5	163	1.81
Tried to keep you from doing something you wanted to do (e.g., going out with friends, going to meetings)	51.23% 83	24.07% 39	13.58% 22	8.64% 14	2.47% 4	162	1.87
Gave you angry stares or looks	61.11% 99	16.67% 27	11.11% 18	8.02% 13	3.09% 5	162	1.75
Prevented you from having money for your own use	88.34% 144	4.91% 8	2.45% 4	3.07% 5	1.23% 2	163	1.24
Threatened to hit or throw something at you	87.12% 142	6.13% 10	3.07% 5	3.07% 5	0.61% 1	163	1.24
Pushed, grabbed, or shoved you	85.89% 140	6.75% 11	2.45% 4	4.29% 7	0.61% 1	163	1.27
Put down your family and friends	63.80% 104	14.72% 24	14.11% 23	4.91% 8	2.45% 4	163	1.67

Campus Climate Survey - Northwestern State University

Accused you of paying too much attention to someone or something else	55.21% 90	20.25% 33	14.11% 23	6.75% 11	3.68% 6	163	1.83
---	---------------------	---------------------	---------------------	--------------------	-------------------	-----	------

Q72 (Continued) Select a response for each of the items listed below to show your closest estimate of how often your partner has used any of the following behaviors in your current or previous relationship(s) since you became a student at this school:

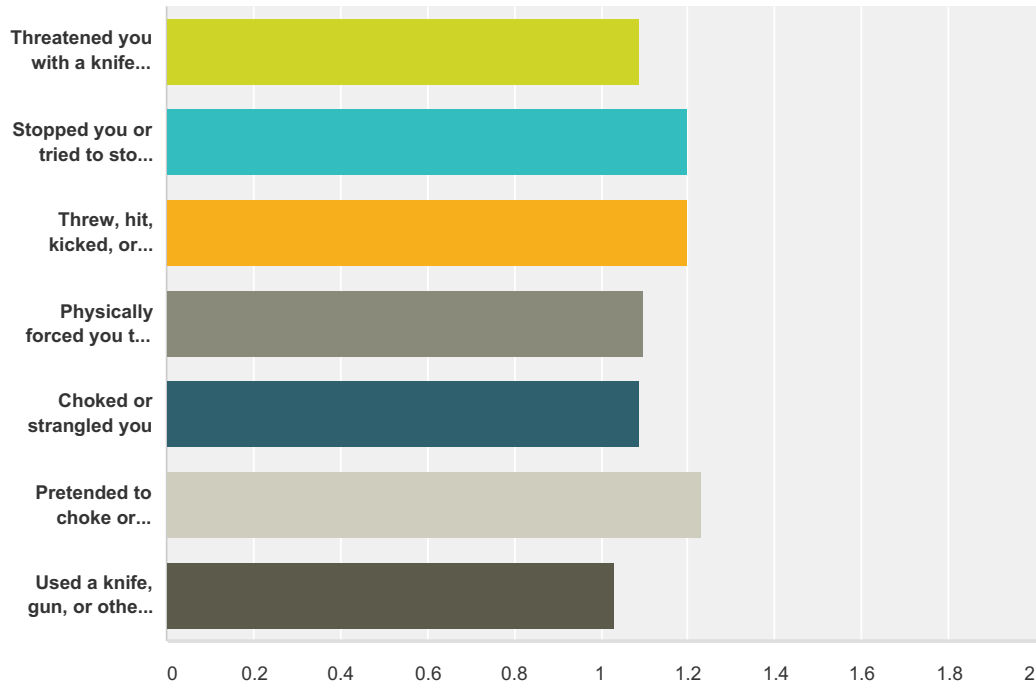
Answered: 163 Skipped: 280



	Never	Rarely	Occasionally	Frequently	Very Frequently	Total	Weighted Average
Said things to scare you (e.g., told you something "bad" would happen, threatened to commit suicide)	84.05% 137	6.13% 10	5.52% 9	2.45% 4	1.84% 3	163	1.32
Slapped, hit, punched, or kicked you	92.64% 151	3.07% 5	1.23% 2	2.45% 4	0.61% 1	163	1.15
Made you do something humiliating or degrading (e.g., begging for forgiveness, having to ask permission to do something you want to do)	88.96% 145	5.52% 9	2.45% 4	2.45% 4	0.61% 1	163	1.20
Pressured or forced you to sext or take naked photos	84.05% 137	7.36% 12	6.13% 10	2.45% 4	0.00% 0	163	1.27
Checked up on you (e.g., listened to your phone calls, checked the mileage on your car, called you repeatedly during class)	83.95% 136	8.64% 14	1.85% 3	4.94% 8	0.62% 1	162	1.30
Drove recklessly when you were in the car	78.53% 128	12.27% 20	3.68% 6	3.68% 6	1.84% 3	163	1.38
Pressured you to have sex in a way that you didn't like or want	76.69% 125	12.88% 21	4.91% 8	4.91% 8	0.61% 1	163	1.40

Q73 (Continued) Select a response for each of the items listed below to show your closest estimate of how often your partner has used any of the following behaviors in your current or previous relationship(s) since you became a student at this school:

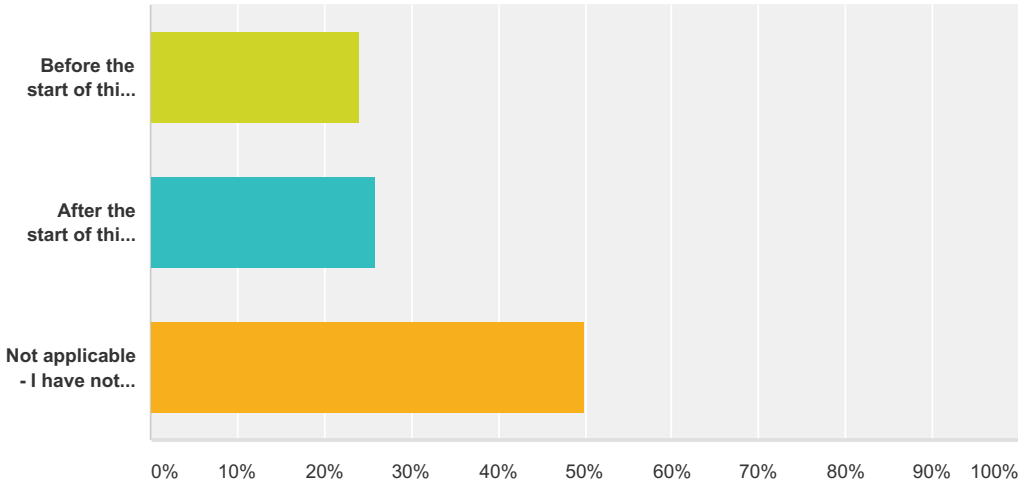
Answered: 162 Skipped: 281



	Never	Rarely	Occasionally	Frequently	Very Frequently	Total	Weighted Average
Threatened you with a knife, gun, or other weapon	96.91% 157	0.62% 1	0.62% 1	0.62% 1	1.23% 2	162	1.09
Stopped you or tried to stop you from going to work or school	90.12% 146	4.94% 8	1.23% 2	1.85% 3	1.85% 3	162	1.20
Threw, hit, kicked, or smashed something	87.65% 142	7.41% 12	3.09% 5	1.23% 2	0.62% 1	162	1.20
Physically forced you to have sex	94.44% 153	2.47% 4	1.85% 3	0.62% 1	0.62% 1	162	1.10
Choked or strangled you	96.30% 156	0.62% 1	1.23% 2	1.23% 2	0.62% 1	162	1.09
Pretended to choke or strangle you	87.65% 142	6.79% 11	1.23% 2	3.09% 5	1.23% 2	162	1.23
Used a knife, gun, or other weapon against you	98.15% 159	1.23% 2	0.00% 0	0.62% 1	0.00% 0	162	1.03

Q74 When did the incident occur?

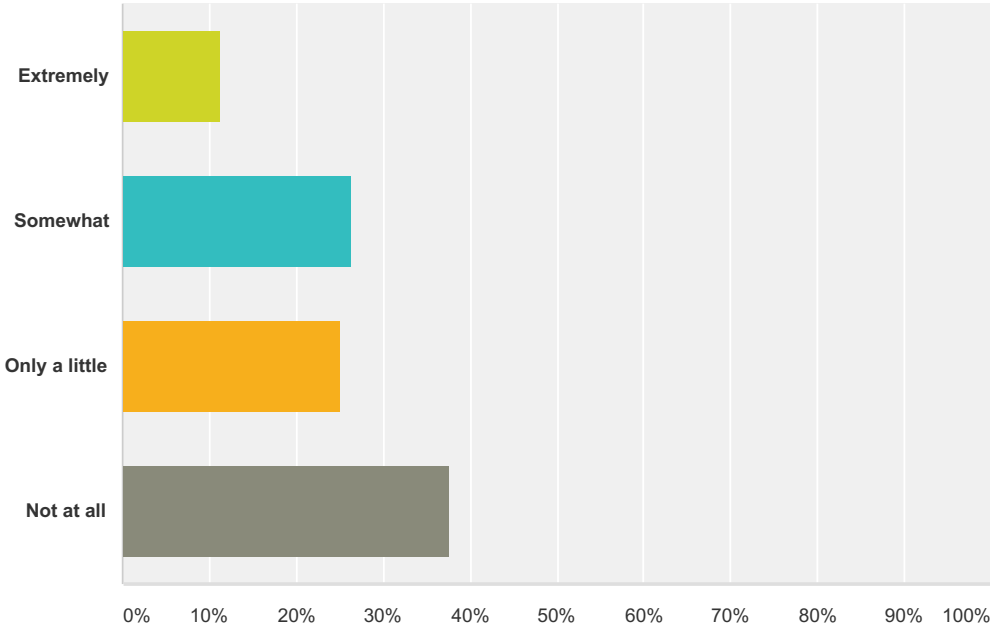
Answered: 162 Skipped: 281



Answer Choices	Responses
Before the start of this academic year	24.07% 39
After the start of this academic year	25.93% 42
Not applicable - I have not experienced any of the previously listed behaviors	50.00% 81
Total	162

Q75 How frightened were you by the incident?

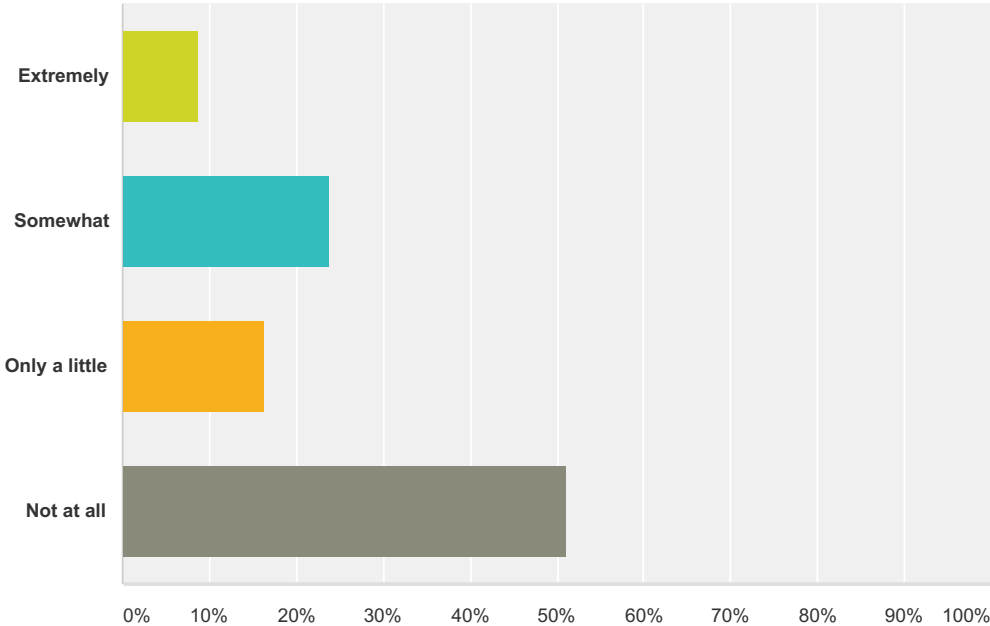
Answered: 80 Skipped: 363



Answer Choices	Responses
Extremely	11.25% 9
Somewhat	26.25% 21
Only a little	25.00% 20
Not at all	37.50% 30
Total	80

Q76 How concerned were you about your safety during the incident?

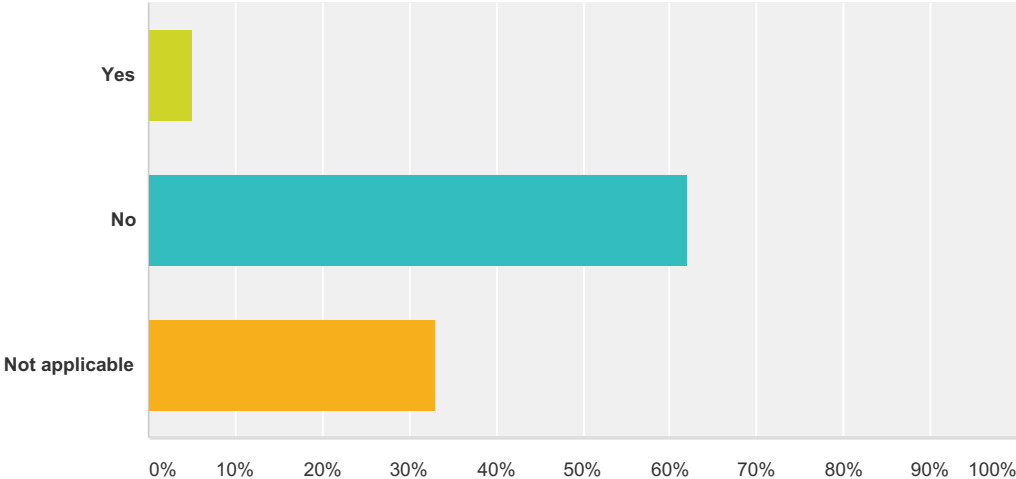
Answered: 80 Skipped: 363



Answer Choices	Responses
Extremely	8.75% 7
Somewhat	23.75% 19
Only a little	16.25% 13
Not at all	51.25% 41
Total	80

Q77 Did you use the formal procedures available at your school to report the incident?

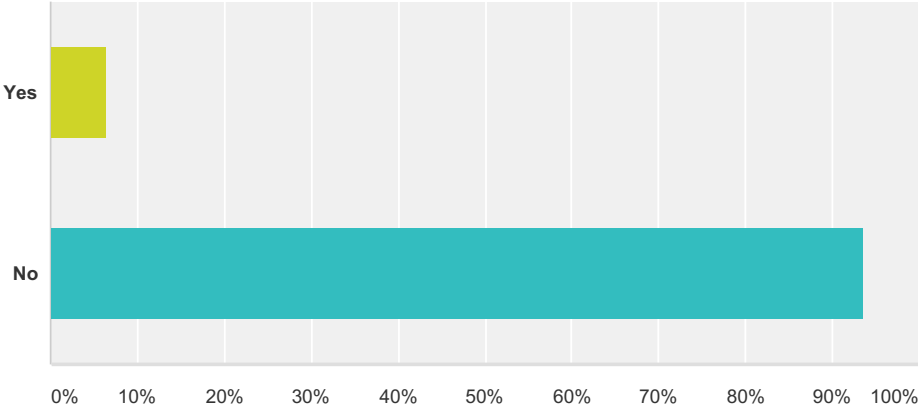
Answered: 79 Skipped: 364



Answer Choices	Responses	
Yes	5.06%	4
No	62.03%	49
Not applicable	32.91%	26
Total		79

Q78 Did you seek support services or contact a hotline after the incident?

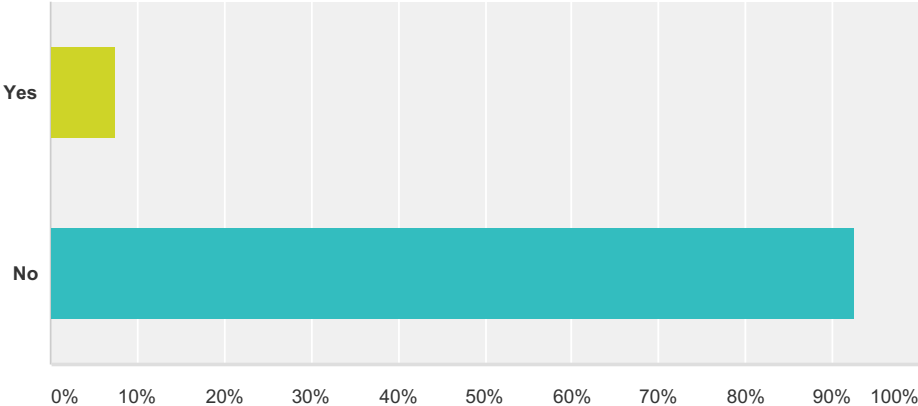
Answered: 78 Skipped: 365



Answer Choices	Responses	
Yes	6.41%	5
No	93.59%	73
Total		78

Q79 Were you injured in the incident?

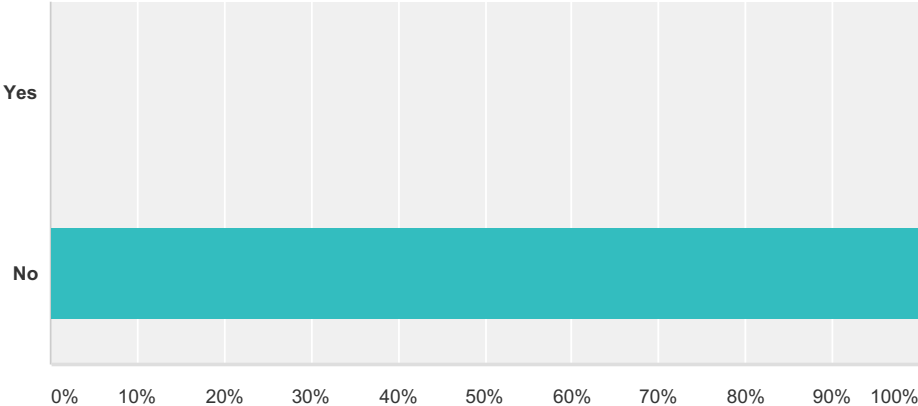
Answered: 79 Skipped: 364



Answer Choices	Responses	
Yes	7.59%	6
No	92.41%	73
Total		79

Q80 Did you seek medical attention?

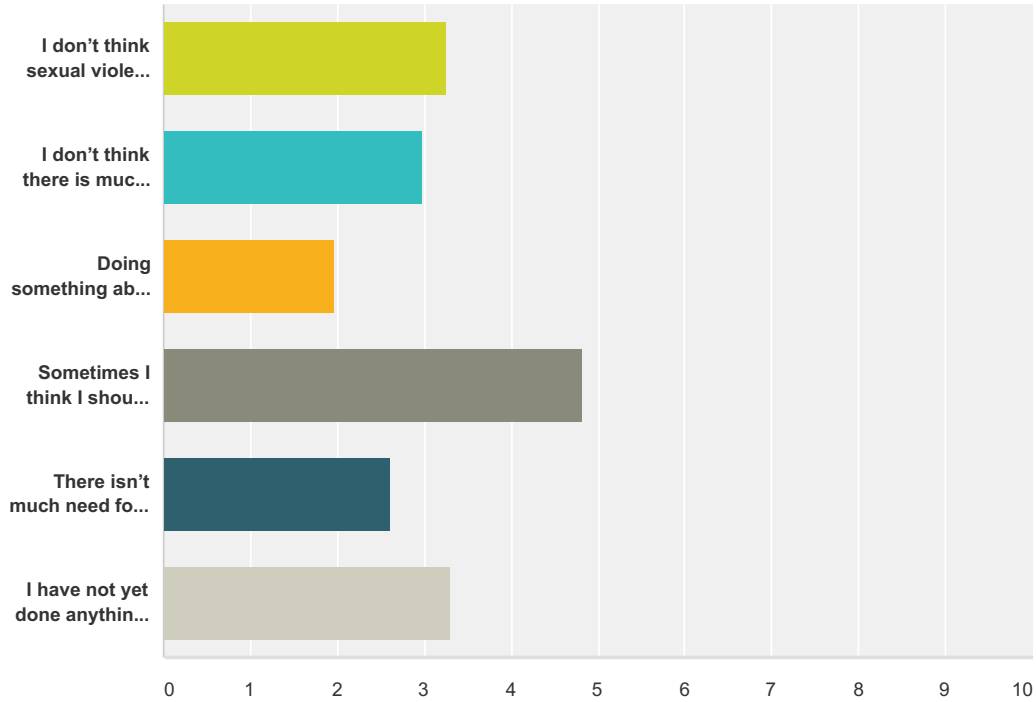
Answered: 6 Skipped: 437



Answer Choices	Responses	
Yes	0.00%	0
No	100.00%	6
Total		6

Q81 Please read the following statements regarding sexual violence and select the response that indicates how true each is for you.

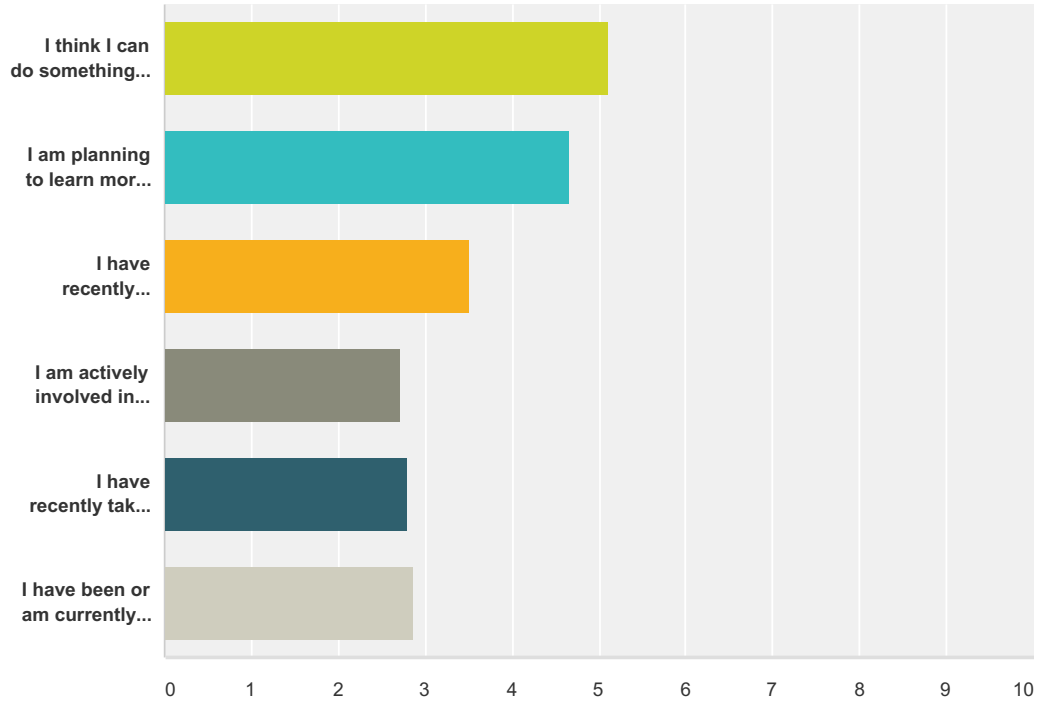
Answered: 213 Skipped: 230



	Strongly Disagree	Disagree	Somewhat Disagree	Neither Disagree Nor Agree	Somewhat Agree	Agree	Strongly Agree	Total	Weighted Average
I don't think sexual violence is a problem at my school.	16.90% 36	21.60% 46	14.55% 31	27.70% 59	8.92% 19	5.63% 12	4.69% 10	213	3.26
I don't think there is much I can do about sexual violence at my school.	18.57% 39	29.05% 61	15.71% 33	16.67% 35	14.29% 30	3.33% 7	2.38% 5	210	2.99
Doing something about sexual violence is solely the job of campus administrators.	44.13% 94	31.92% 68	12.68% 27	7.98% 17	1.41% 3	1.41% 3	0.47% 1	213	1.97
Sometimes I think I should learn more about sexual violence.	4.23% 9	5.63% 12	5.63% 12	21.60% 46	25.35% 54	26.29% 56	11.27% 24	213	4.82
There isn't much need for me to think about sexual violence at my school.	25.94% 55	29.72% 63	16.04% 34	19.81% 42	3.77% 8	2.83% 6	1.89% 4	212	2.62
I have not yet done anything to learn more about sexual violence.	18.40% 39	23.11% 49	13.21% 28	17.92% 38	13.21% 28	12.26% 26	1.89% 4	212	3.29

Q82 Please read the following statements regarding sexual violence and select the response that indicates how true each is for you.

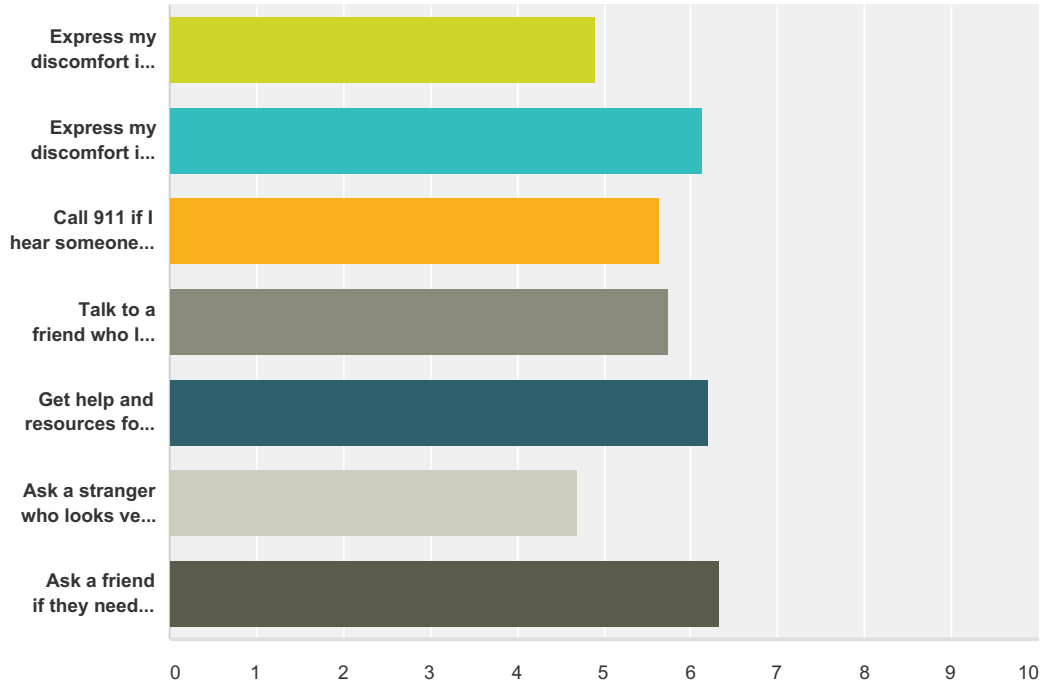
Answered: 213 Skipped: 230



	Strongly Disagree	Disagree	Somewhat Disagree	Neither Disagree Nor Agree	Somewhat Agree	Agree	Strongly Agree	Total	Weighted Average
I think I can do something about sexual violence.	1.42% 3	2.36% 5	6.13% 13	21.70% 46	23.58% 50	30.66% 65	14.15% 30	212	5.12
I am planning to learn more about the problem of sexual violence at my school.	2.82% 6	5.63% 12	8.45% 18	29.11% 62	24.41% 52	19.25% 41	10.33% 22	213	4.66
I have recently attended a program about sexual violence.	23.00% 49	22.54% 48	5.63% 12	14.08% 30	9.86% 21	14.55% 31	10.33% 22	213	3.50
I am actively involved in projects to deal with sexual violence at my school.	27.70% 59	33.33% 71	7.04% 15	17.37% 37	4.69% 10	5.16% 11	4.69% 10	213	2.72
I have recently taken part in activities or volunteered my time on projects focused on ending sexual violence at my school.	29.11% 62	30.05% 64	8.45% 18	15.02% 32	5.63% 12	5.63% 12	6.10% 13	213	2.79
I have been or am currently involved in ongoing efforts to end sexual violence at my school.	29.58% 63	26.76% 57	6.57% 14	19.25% 41	7.51% 16	4.69% 10	5.63% 12	213	2.85

Q83 Please read each of the following items and indicate how confident you are that you could engage in the described behavior.

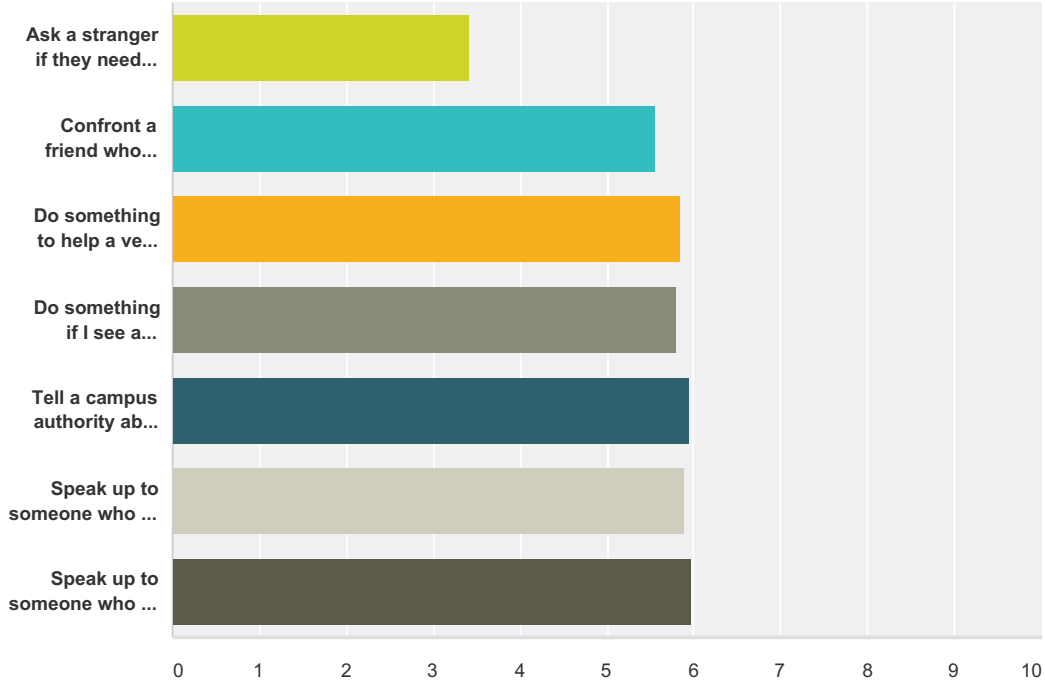
Answered: 204 Skipped: 239



	Not at all Confident	2	3	Somewhat Confident	5	6	Completely Confident	Total	Weighted Average
Express my discomfort if someone makes a joke about someone's body.	5.91% 12	7.39% 15	3.94% 8	25.62% 52	15.27% 31	14.78% 30	27.09% 55	203	4.90
Express my discomfort if someone says that rape victims are to blame for being raped.	5.45% 11	2.48% 5	0.50% 1	5.45% 11	5.94% 12	11.39% 23	68.81% 139	202	6.13
Call 911 if I hear someone yelling "help."	3.48% 7	4.98% 10	3.48% 7	14.43% 29	9.45% 19	15.42% 31	48.76% 98	201	5.63
Talk to a friend who I suspect is in an abusive relationship.	1.97% 4	1.97% 4	0.99% 2	15.27% 31	16.75% 34	21.18% 43	41.87% 85	203	5.74
Get help and resources for a friend who tells me they have been raped.	1.98% 4	1.49% 3	1.49% 3	6.93% 14	9.41% 19	13.86% 28	64.85% 131	202	6.21
Ask a stranger who looks very upset if they are okay or need help.	4.93% 10	9.36% 19	11.82% 24	20.20% 41	16.75% 34	12.32% 25	24.63% 50	203	4.70
Ask a friend if they need to be walked home.	0.99% 2	1.48% 3	0.99% 2	6.40% 13	6.90% 14	17.24% 35	66.01% 134	203	6.33

Q84 Please read each of the following items and indicate how confident you are that you could engage in the described behavior.

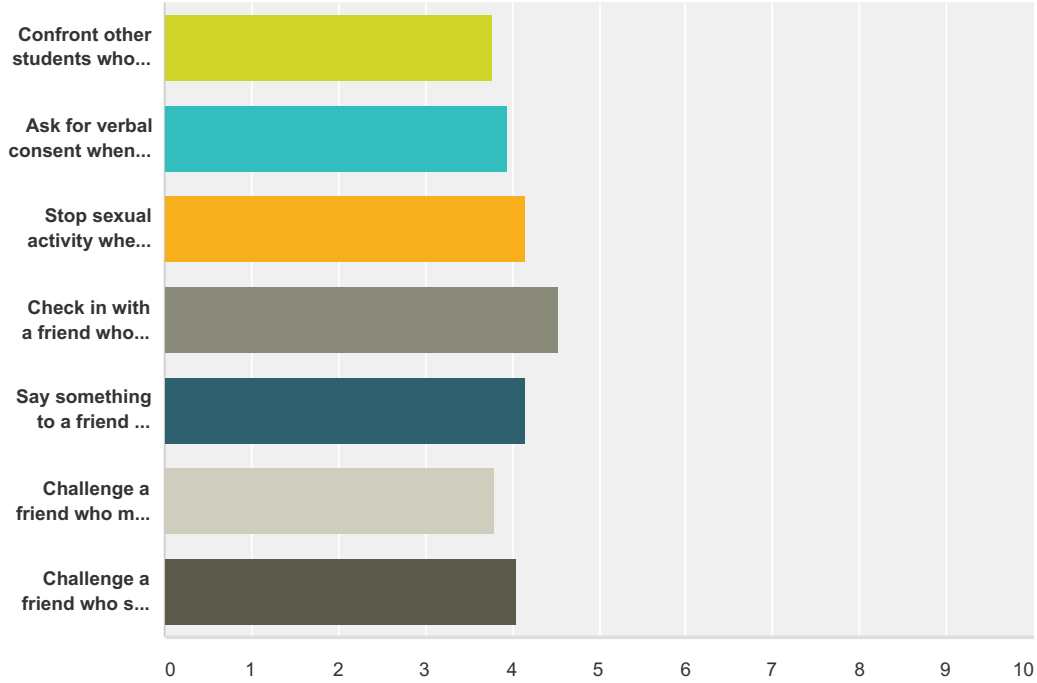
Answered: 208 Skipped: 235



	Not at all Confident	2	3	Somewhat Confident	5	6	Completely Confident	Total	Weighted Average
Ask a stranger if they need to be walked home.	25.24% 52	14.08% 29	10.19% 21	23.30% 48	9.22% 19	5.83% 12	12.14% 25	206	3.43
Confront a friend who tells me that they had sex with someone who had passed out or didn't give consent.	3.40% 7	3.40% 7	5.83% 12	12.62% 26	14.08% 29	16.99% 35	43.69% 90	206	5.56
Do something to help a very drunk person who is being brought to a bedroom by a group of people.	3.86% 8	1.45% 3	3.86% 8	8.21% 17	14.01% 29	17.39% 36	51.21% 106	207	5.84
Do something if I see a woman surrounded by a group of men who looks very uncomfortable.	3.88% 8	0.97% 2	5.83% 12	12.14% 25	6.80% 14	17.48% 36	52.91% 109	206	5.81
Tell a campus authority about information I have that might help in a sexual assault case even if pressured by my peers to stay silent.	2.91% 6	1.46% 3	3.88% 8	10.19% 21	9.71% 20	14.08% 29	57.77% 119	206	5.96
Speak up to someone who is minimizing or making attempts to excuse having forced someone to have sex with them.	1.94% 4	0.97% 2	3.88% 8	10.68% 22	11.65% 24	23.30% 48	47.57% 98	206	5.89
Speak up to someone who is minimizing or making attempts to excuse having had sex with someone who was unable to give consent.	2.44% 5	0.98% 2	3.90% 8	7.32% 15	12.68% 26	20.49% 42	52.20% 107	205	5.97

Q85 For the next few questions, based on behavior you have observed, how likely do you think most students at your school would be willing to:

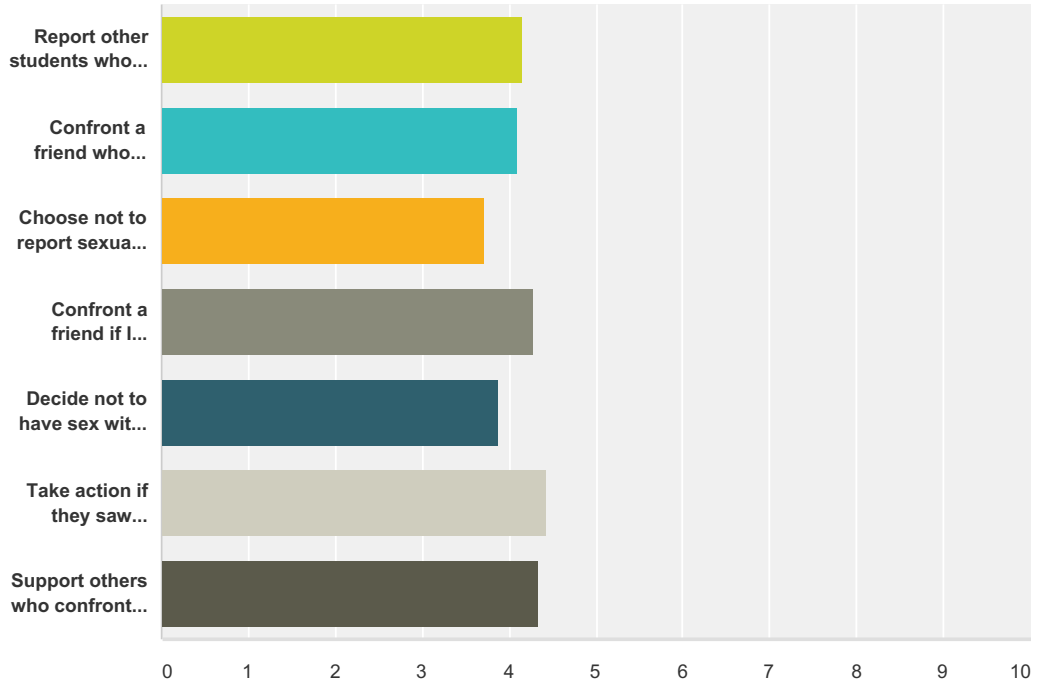
Answered: 197 Skipped: 246



	Not at all Likely	2	3	Somewhat Likely	5	6	Very Likely	Total	Weighted Average
Confront other students who make inappropriate or negative sexual comments/gestures about a person.	12.76% 25	10.20% 20	13.78% 27	36.22% 71	10.71% 21	10.20% 20	6.12% 12	196	3.77
Ask for verbal consent when they are intimate with their partner, even if they are in a long-term relationship.	10.71% 21	11.22% 22	11.73% 23	34.69% 68	10.71% 21	13.27% 26	7.65% 15	196	3.94
Stop sexual activity when asked to, even if they are already sexually aroused.	4.10% 8	13.85% 27	14.36% 28	31.28% 61	15.38% 30	9.23% 18	11.79% 23	195	4.15
Check in with a friend who looks drunk when they go to a room with someone else at a party.	6.67% 13	4.62% 9	12.31% 24	28.72% 56	17.44% 34	14.87% 29	15.38% 30	195	4.52
Say something to a friend who is taking a drunk person back to their room at a party.	9.79% 19	8.25% 16	15.98% 31	28.35% 55	12.89% 25	10.31% 20	14.43% 28	194	4.15
Challenge a friend who made a sexist statement/joke.	13.78% 27	14.29% 28	10.71% 21	31.63% 62	9.69% 19	9.18% 18	10.71% 21	196	3.80
Challenge a friend who said something offensive about people who are lesbian, gay, bisexual, or transgender.	9.74% 19	14.36% 28	14.36% 28	25.13% 49	9.74% 19	13.33% 26	13.33% 26	195	4.04

Q86 For the next few questions, based on behavior you have observed, how likely do you think most students at your school would be willing to:

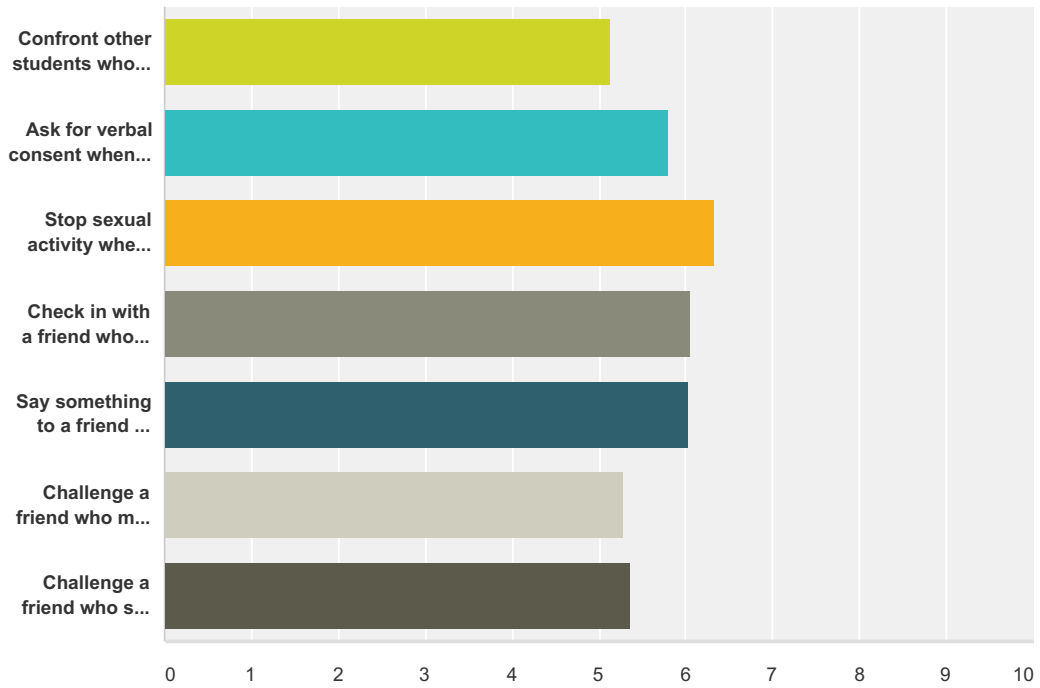
Answered: 197 Skipped: 246



	Not at all Likely	2	3	Somewhat Likely	5	6	Very Likely	Total	Weighted Average
Report other students who use force or pressure to engage in sexual contact.	7.14% 14	7.14% 14	17.35% 34	32.14% 63	15.31% 30	9.69% 19	11.22% 22	196	4.15
Confront a friend who plans to give someone alcohol to get sex.	8.63% 17	13.71% 27	13.71% 27	26.40% 52	12.18% 24	11.68% 23	13.71% 27	197	4.10
Choose not to report sexual assault out of concern they or others will be punished for infractions such as underage drinking.	11.28% 22	12.31% 24	16.92% 33	32.31% 63	12.31% 24	9.74% 19	5.13% 10	195	3.72
Confront a friend if I hear rumors that they forced sex on someone.	5.64% 11	7.69% 15	15.90% 31	30.77% 60	13.33% 26	16.41% 32	10.26% 20	195	4.29
Decide not to have sex with a partner if they are drunk.	11.22% 22	10.71% 21	13.27% 26	34.69% 68	11.22% 22	10.20% 20	8.67% 17	196	3.89
Take action if they saw someone trying to take advantage of another person sexually.	6.12% 12	5.61% 11	11.22% 22	31.63% 62	19.39% 38	14.80% 29	11.22% 22	196	4.42
Support others who confront harmful or problematic behavior.	7.14% 14	8.67% 17	10.71% 21	29.08% 57	15.82% 31	17.35% 34	11.22% 22	196	4.35

Q87 Please indicate how likely you are to engage in each of the following behaviors:

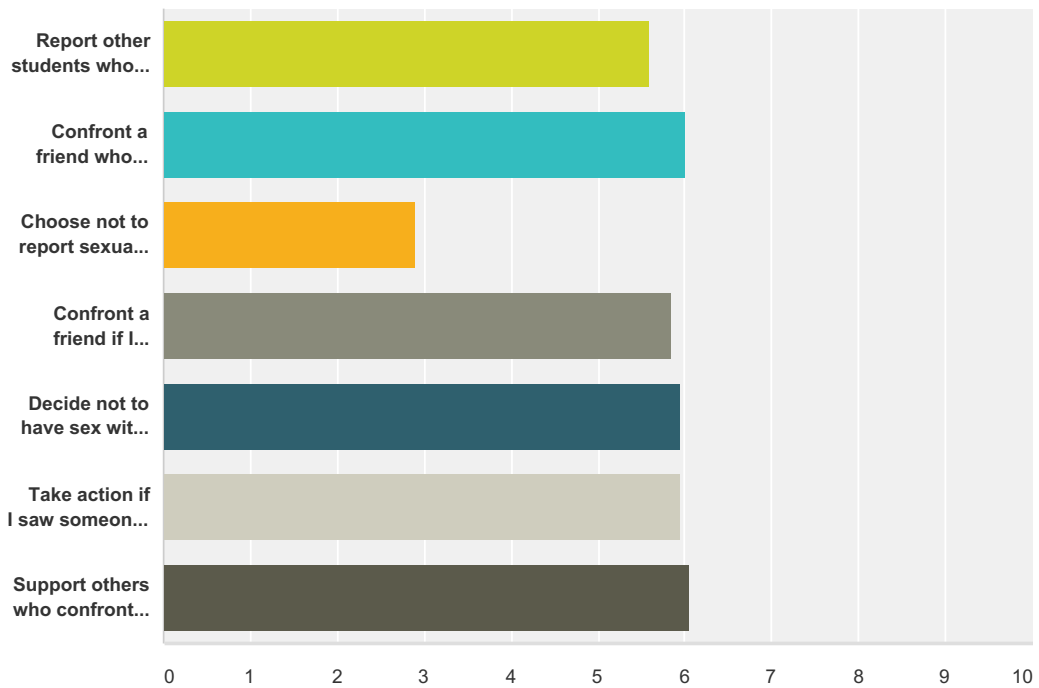
Answered: 189 Skipped: 254



	Not at all Likely	2	3	Somewhat Likely	5	6	Very Likely	Total	Weighted Average
Confront other students who make inappropriate or negative sexual comments/gestures about a person.	5.82% 11	1.59% 3	5.82% 11	19.58% 37	21.16% 40	18.52% 35	27.51% 52	189	5.14
Ask for verbal consent when I am intimate with my partner, even if we are in a long-term relationship.	4.28% 8	3.21% 6	1.60% 3	12.83% 24	8.56% 16	16.04% 30	53.48% 100	187	5.80
Stop sexual activity when asked to, even if I am already sexually aroused.	1.60% 3	1.07% 2	2.67% 5	7.49% 14	3.21% 6	12.30% 23	71.66% 134	187	6.33
Check in with a friend who looks drunk when they go to a room with someone else at a party.	2.15% 4	0.54% 1	3.23% 6	9.68% 18	9.68% 18	17.74% 33	56.99% 106	186	6.05
Say something to a friend who is taking a drunk person back to their room at a party.	2.15% 4	0.54% 1	3.23% 6	9.14% 17	9.68% 18	20.97% 39	54.30% 101	186	6.04
Challenge a friend who made a sexist statement/joke.	7.45% 14	3.72% 7	3.72% 7	15.43% 29	14.36% 27	19.15% 36	36.17% 68	188	5.28
Challenge a friend who said something offensive about people who are lesbian, gay, bisexual, or transgender.	6.38% 12	4.26% 8	2.13% 4	17.02% 32	12.77% 24	18.62% 35	38.83% 73	188	5.37

Q88 Please indicate how likely you are to engage in each of the following behaviors:

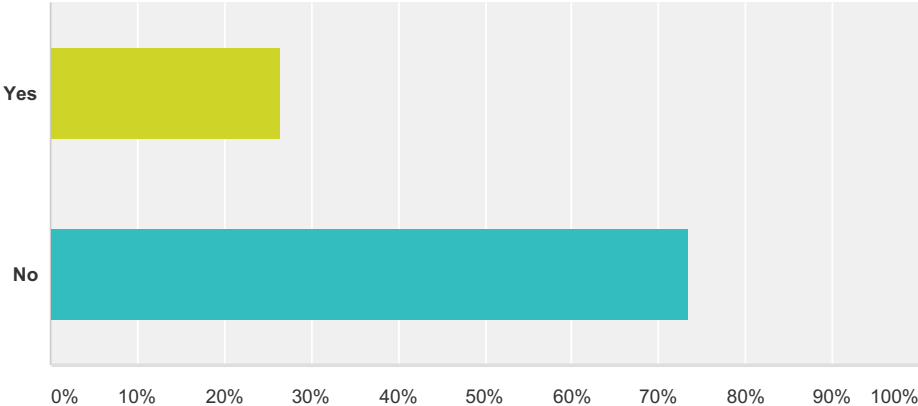
Answered: 188 Skipped: 255



	Not at all Likely	2	3	Somewhat Likely	5	6	Very Likely	Total	Weighted Average
Report other students who use force or pressure to engage in sexual contact.	1.60% 3	3.74% 7	2.14% 4	19.25% 36	14.44% 27	17.65% 33	41.18% 77	187	5.59
Confront a friend who plans to give someone alcohol to get sex.	1.60% 3	1.60% 3	2.13% 4	10.11% 19	12.23% 23	17.02% 32	55.32% 104	188	6.02
Choose not to report sexual assault out of concern others or I will be punished for infractions such as underage drinking.	38.30% 72	18.09% 34	6.91% 13	14.36% 27	5.85% 11	6.38% 12	10.11% 19	188	2.91
Confront a friend if I hear rumors that they forced sex on someone.	2.13% 4	0.53% 1	3.19% 6	12.77% 24	14.89% 28	19.15% 36	47.34% 89	188	5.85
Decide not to have sex with a partner if they are drunk.	2.13% 4	3.72% 7	3.19% 6	10.11% 19	7.98% 15	14.36% 27	58.51% 110	188	5.95
Take action if I saw someone trying to take advantage of another person sexually.	1.60% 3	0.53% 1	1.06% 2	12.23% 23	15.96% 30	19.15% 36	49.47% 93	188	5.96
Support others who confront harmful or problematic behavior.	3.21% 6	0.53% 1	1.07% 2	9.09% 17	11.76% 22	18.18% 34	56.15% 105	187	6.05

Q89 Since the start of this academic year, I have had a friend or acquaintance tell me that they were the victim of an unwanted sexual experience.

Answered: 196 Skipped: 247



Answer Choices	Responses
Yes	26.53% 52
No	73.47% 144
Total	196

**Q90 How many women told you they were
the victim of an unwanted sexual
experience?**

Answered: 52 Skipped: 391

Q91 How many men told you they were the victim of an unwanted sexual experience?

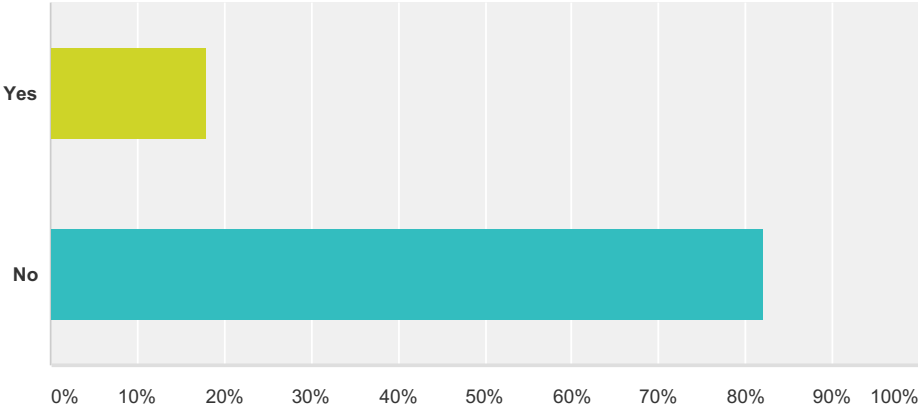
Answered: 52 Skipped: 391

Q92 How many trans people told you they were the victim of an unwanted sexual experience?

Answered: 51 Skipped: 392

Q93 Since the start of this academic year, I have observed a situation that I believe was, or could have led to, a sexual assault.

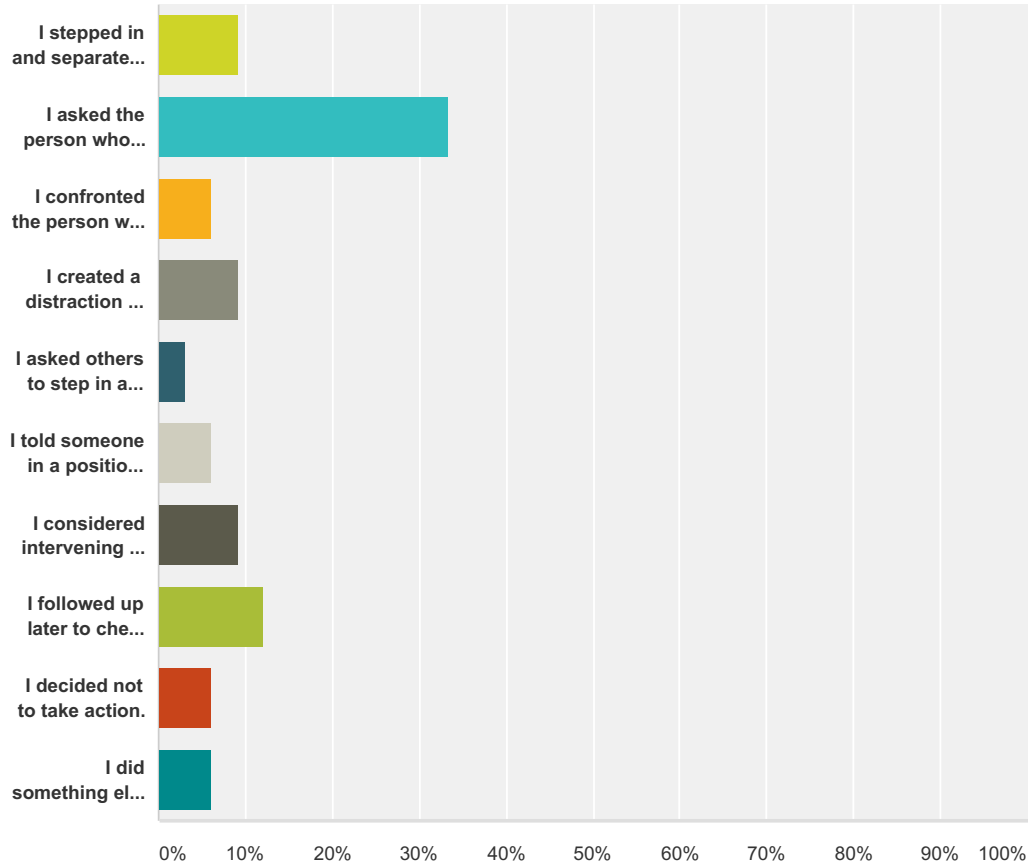
Answered: 196 Skipped: 247



Answer Choices	Responses	
Yes	17.86%	35
No	82.14%	161
Total		196

Q94 Select the one response that most closely resembles your actions in response to this situation:

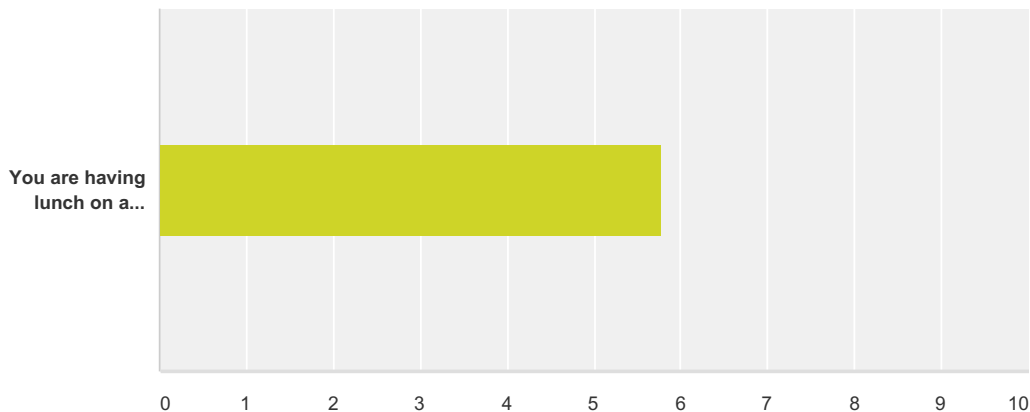
Answered: 33 Skipped: 410



Answer Choices	Responses
I stepped in and separated the people involved in the situation.	9.09% 3
I asked the person who appeared to be at risk if they needed help.	33.33% 11
I confronted the person who appeared to be causing the situation.	6.06% 2
I created a distraction to cause one or more of the people to disengage from the situation.	9.09% 3
I asked others to step in as a group and diffuse the situation.	3.03% 1
I told someone in a position of authority about the situation.	6.06% 2
I considered intervening in the situation, but I could not safely take any action.	9.09% 3
I followed up later to check in with the person who appeared at risk.	12.12% 4
I decided not to take action.	6.06% 2
I did something else to address the situation (please specify)	6.06% 2
Total	33

Q95 Please indicate whether you think the situation described below is a problem.

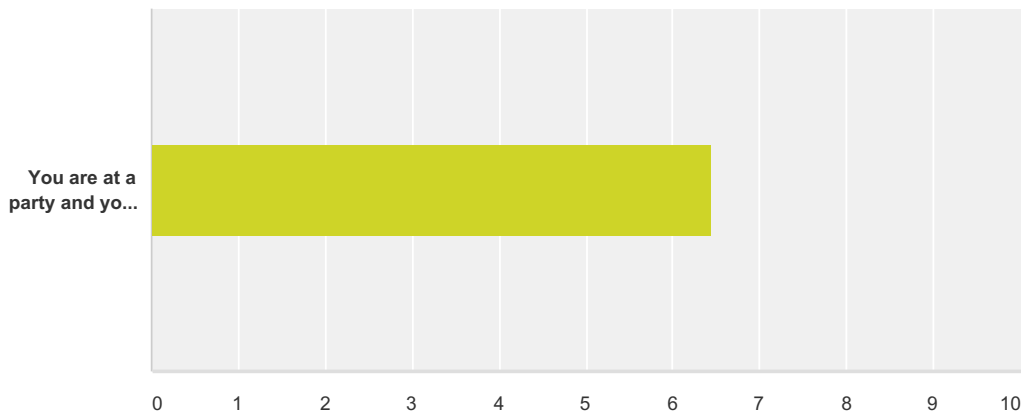
Answered: 189 Skipped: 254



	Definitely No	2	3	4	5	6	Definitely Yes	Total	Weighted Average
You are having lunch on a Friday afternoon, sitting near a group of guys whom you don't know. Everyone is figuring out their plans for the weekend. One of the guys, Antonio, is talking about a party he's going to later that evening, and he says, "The girls throwing this party have a ton of hot friends, and they always get so wasted. I will definitely be taking one home." A few people at the table laugh, and the person sitting next to Antonio gives him a "high five."	3.17% 6	2.65% 5	3.70% 7	11.11% 21	12.70% 24	15.87% 30	50.79% 96	189	5.78

Q96 Please indicate whether you think the situation described below is a problem.

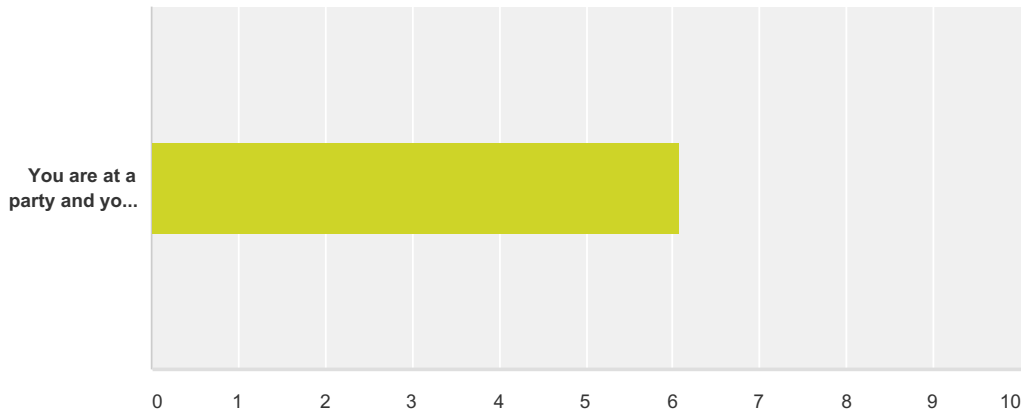
Answered: 190 Skipped: 253



	Definitely No	2	3	4	5	6	Definitely Yes	Total	Weighted Average
You are at a party and you notice Rachel across the room. Next to Rachel is Jesse. You have never seen Rachel or Jesse around campus and you do not know who they are. From what you can see, there is a lot of alcohol at the party, and Jesse and Rachel appear to be drinking, but it doesn't seem like they're wasted. Jesse keeps grabbing Rachel's butt and rubbing up against her. Rachel is laughing but you can also tell she is trying to pull away from Jesse. Rachel keeps removing his hands from her body and politely telling him to "cut it out." Yet, Jesse continues to make advances.	1.58% 3	0.53% 1	2.63% 5	2.11% 4	4.74% 9	15.79% 30	72.63% 138	190	6.46

Q97 Please indicate whether you think the situation described below is a problem.

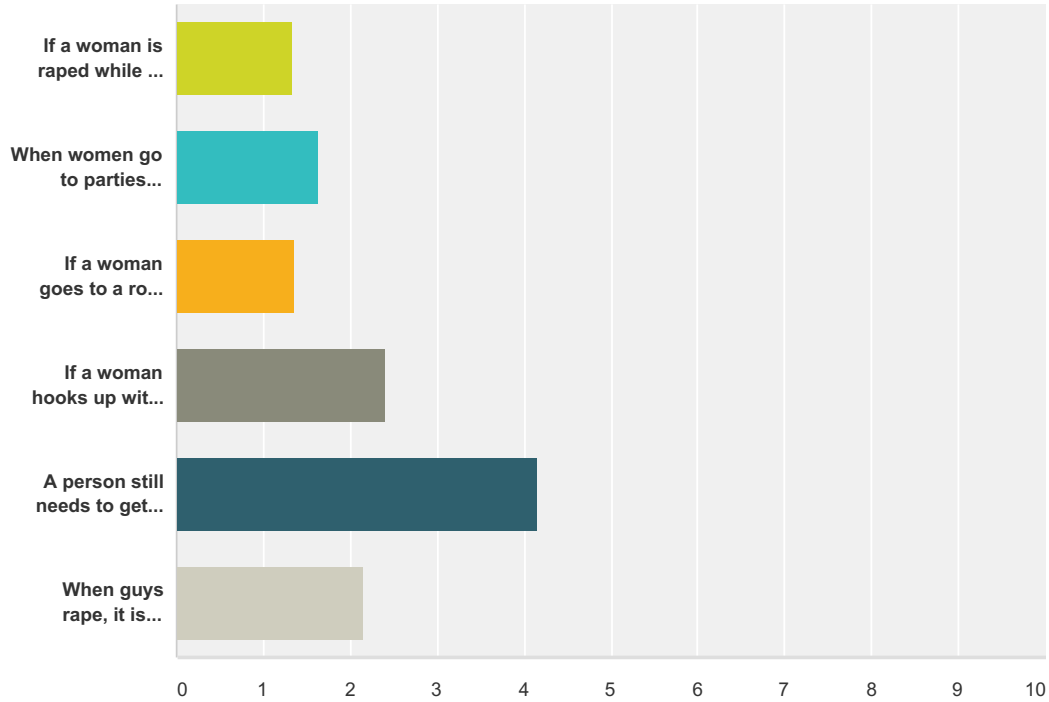
Answered: 193 Skipped: 250



	Definitely No	2	3	4	5	6	Definitely Yes	Total	Weighted Average
You are at a party and you are watching a man, Kyle, laughing and having a great time. While at the party, you later see Kyle with a guy you've never seen before, John. Every time you see Kyle and John, they have an alcoholic drink in their hands. At one point, you encounter them in the hallway and they are declaring that they are wasted and slurring their speech. Kyle and John are kissing and you overhear John tell Kyle he is taking him back to his place. Kyle can barely walk on his own. John begins to lead Kyle away from the party.	3.11% 6	1.04% 2	3.63% 7	6.22% 12	8.81% 17	17.62% 34	59.59% 115	193	6.08

Q98 Please read each of the following statements and select the response that best matches your agreement/disagreement.

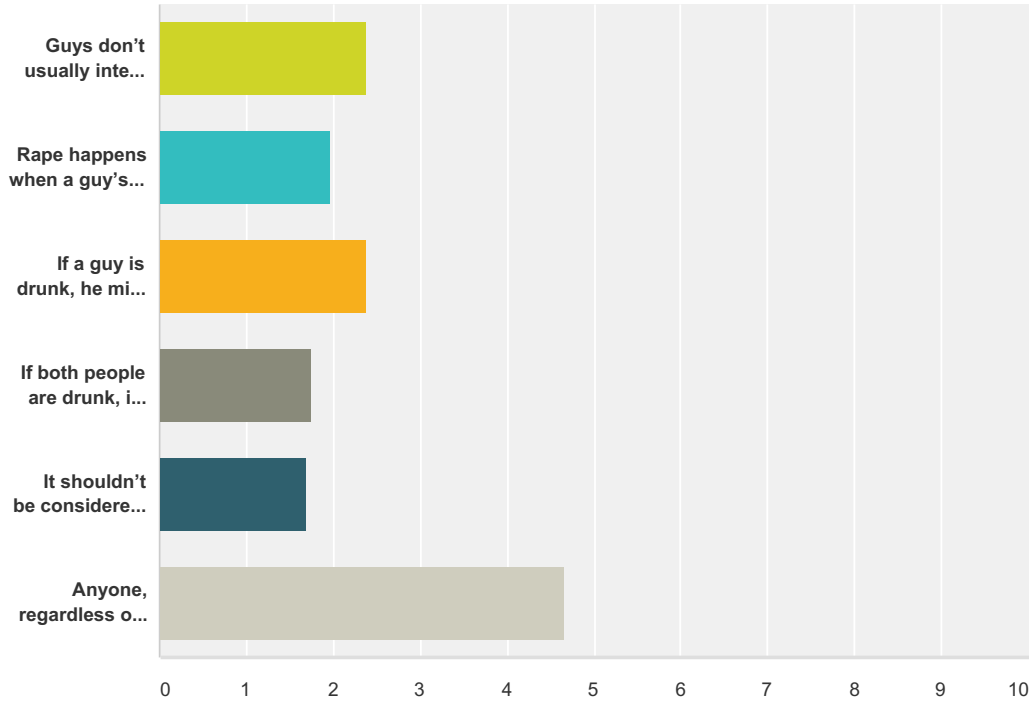
Answered: 189 Skipped: 254



	Strongly Disagree	Disagree	Neither Disagree Nor Agree	Agree	Strongly Agree	Total	Weighted Average
If a woman is raped while she is drunk, it is her fault for putting herself in that situation.	79.37% 150	11.64% 22	5.29% 10	2.65% 5	1.06% 2	189	1.34
When women go to parties wearing revealing clothes, they are asking for trouble.	68.78% 130	12.70% 24	9.52% 18	5.29% 10	3.70% 7	189	1.62
If a woman goes to a room alone with a guy at a party, it is her own fault if she is raped.	76.19% 144	16.93% 32	3.70% 7	2.12% 4	1.06% 2	189	1.35
If a woman hooks up with a lot of guys, eventually she is going to get into trouble.	40.96% 77	13.83% 26	17.55% 33	19.68% 37	7.98% 15	188	2.40
A person still needs to get consent for sexual activity even if they have already received consent from their partner for that activity in the past.	9.04% 17	3.19% 6	7.45% 14	23.94% 45	56.38% 106	188	4.15
When guys rape, it is usually because of their strong desire for sex.	43.92% 83	13.76% 26	28.04% 53	10.58% 20	3.70% 7	189	2.16

Q99 Please read each of the following statements and select the response that best matches your agreement/disagreement.

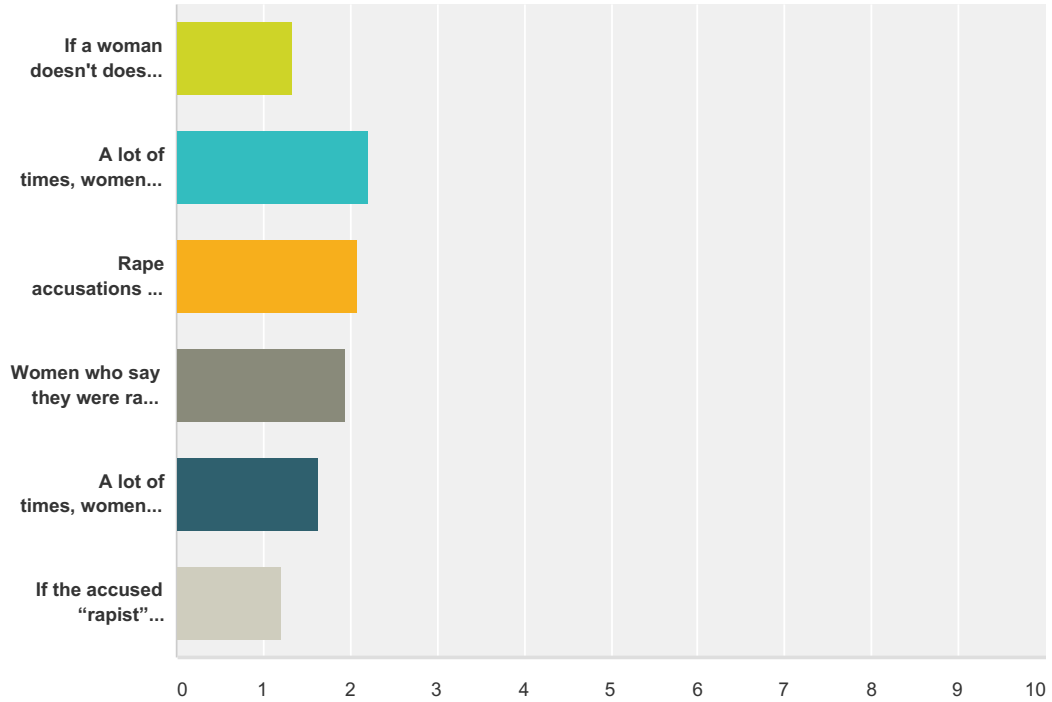
Answered: 189 Skipped: 254



	Strongly Disagree	Disagree	Neither Disagree Nor Agree	Agree	Strongly Agree	Total	Weighted Average
Guys don't usually intend to force sex on a woman, but sometimes they get too sexually carried away.	31.22% 59	24.87% 47	20.63% 39	21.69% 41	1.59% 3	189	2.38
Rape happens when a guy's sex drive gets out of control.	44.39% 83	25.67% 48	19.25% 36	9.63% 18	1.07% 2	187	1.97
If a guy is drunk, he might rape someone unintentionally.	34.76% 65	17.65% 33	25.13% 47	18.72% 35	3.74% 7	187	2.39
If both people are drunk, it can't be rape.	54.55% 102	22.46% 42	17.11% 32	4.28% 8	1.60% 3	187	1.76
It shouldn't be considered rape if a guy is drunk and didn't realize what he was doing.	55.85% 105	25.00% 47	14.36% 27	4.26% 8	0.53% 1	188	1.69
Anyone, regardless of their gender, can experience sexual assault.	4.28% 8	0.00% 0	3.21% 6	10.16% 19	82.35% 154	187	4.66

Q100 Please read each of the following statements and select the response that best matches your agreement/disagreement.

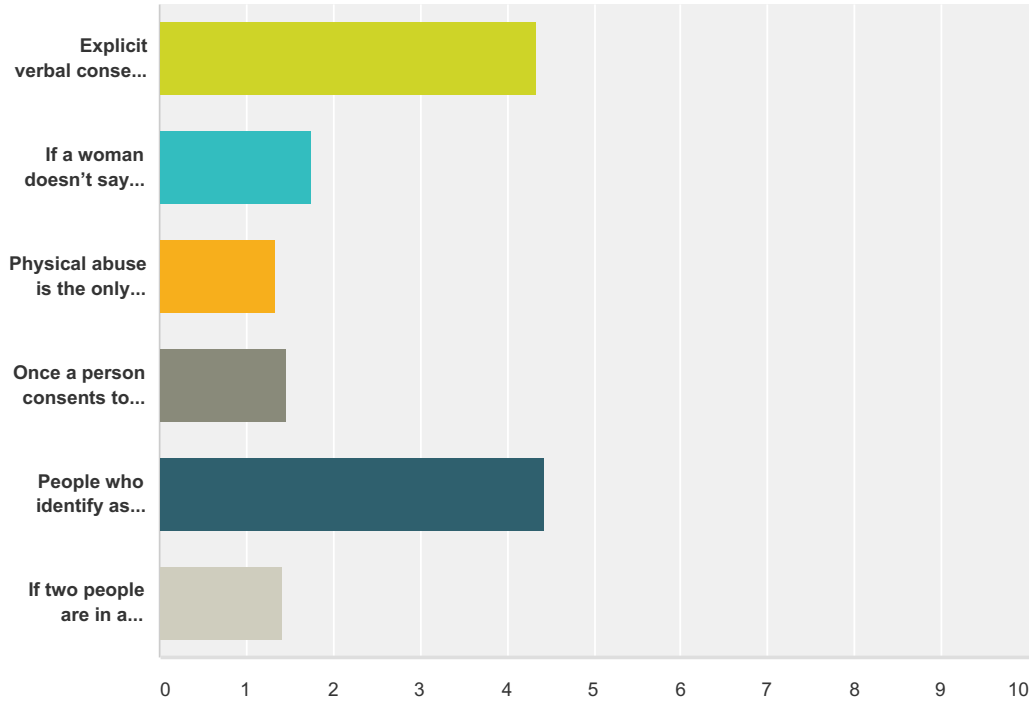
Answered: 189 Skipped: 254



	Strongly Disagree	Disagree	Neither Disagree Nor Agree	Agree	Strongly Agree	Total	Weighted Average
If a woman doesn't doesn't physically fight back, it can't really be considered rape.	78.31% 148	14.29% 27	4.76% 9	0.53% 1	2.12% 4	189	1.34
A lot of times, women who say they were raped agreed to have sex and then regret it.	36.17% 68	21.28% 40	29.79% 56	10.11% 19	2.66% 5	188	2.22
Rape accusations are often used as a way of getting back at guys.	38.83% 73	27.66% 52	21.28% 40	10.11% 19	2.13% 4	188	2.09
Women who say they were raped often led the guy on and then had regrets.	45.21% 85	23.94% 45	23.94% 45	4.79% 9	2.13% 4	188	1.95
A lot of times, women who claim they were raped just have emotional problems.	59.04% 111	22.87% 43	15.43% 29	1.06% 2	1.60% 3	188	1.63
If the accused "rapist" doesn't have a weapon, you really can't call it a rape.	86.10% 161	6.95% 13	6.42% 12	0.00% 0	0.53% 1	187	1.22

Q101 Please read each of the following statements and select the response that best matches your agreement/disagreement.

Answered: 188 Skipped: 255



	Strongly Disagree	Disagree	Neither Disagree Nor Agree	Agree	Strongly Agree	Total	Weighted Average
Explicit verbal consent is the best way to make sure a person is ok with sexual activity.	3.74% 7	3.74% 7	9.09% 17	20.86% 39	62.57% 117	187	4.35
If a woman doesn't say "no," she can't claim rape.	48.40% 91	33.51% 63	13.30% 25	4.26% 8	0.53% 1	188	1.75
Physical abuse is the only form of relationship violence.	78.61% 147	13.90% 26	4.81% 9	1.60% 3	1.07% 2	187	1.33
Once a person consents to sex, that person can't withdraw that consent later.	72.34% 136	15.96% 30	5.85% 11	3.72% 7	2.13% 4	188	1.47
People who identify as gay, lesbian, bisexual, or transgender are also at risk of relationship and sexual violence.	5.35% 10	1.60% 3	7.49% 14	16.04% 30	69.52% 130	187	4.43
If two people are in a relationship, one cannot sexually assault the other.	73.94% 139	16.49% 31	6.38% 12	1.06% 2	2.13% 4	188	1.41