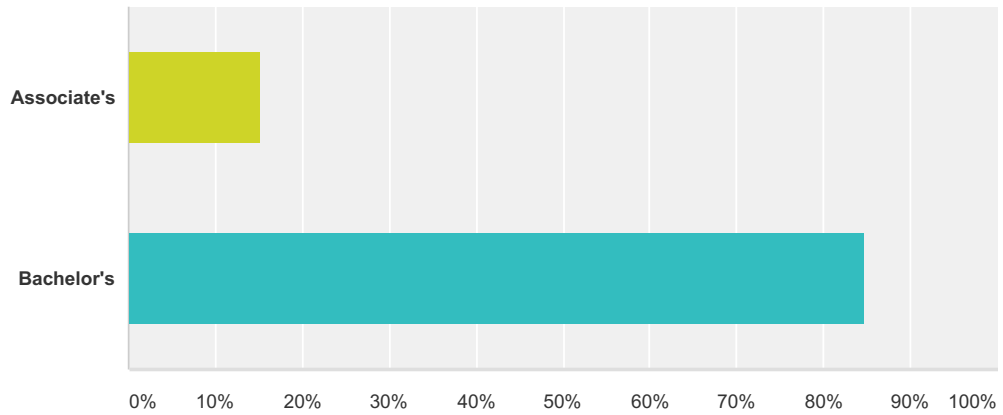


**Q1 Please enter your eight or nine digit student identification number.**

Answered: 281 Skipped: 0

### Q2 Indicate Degree Earned

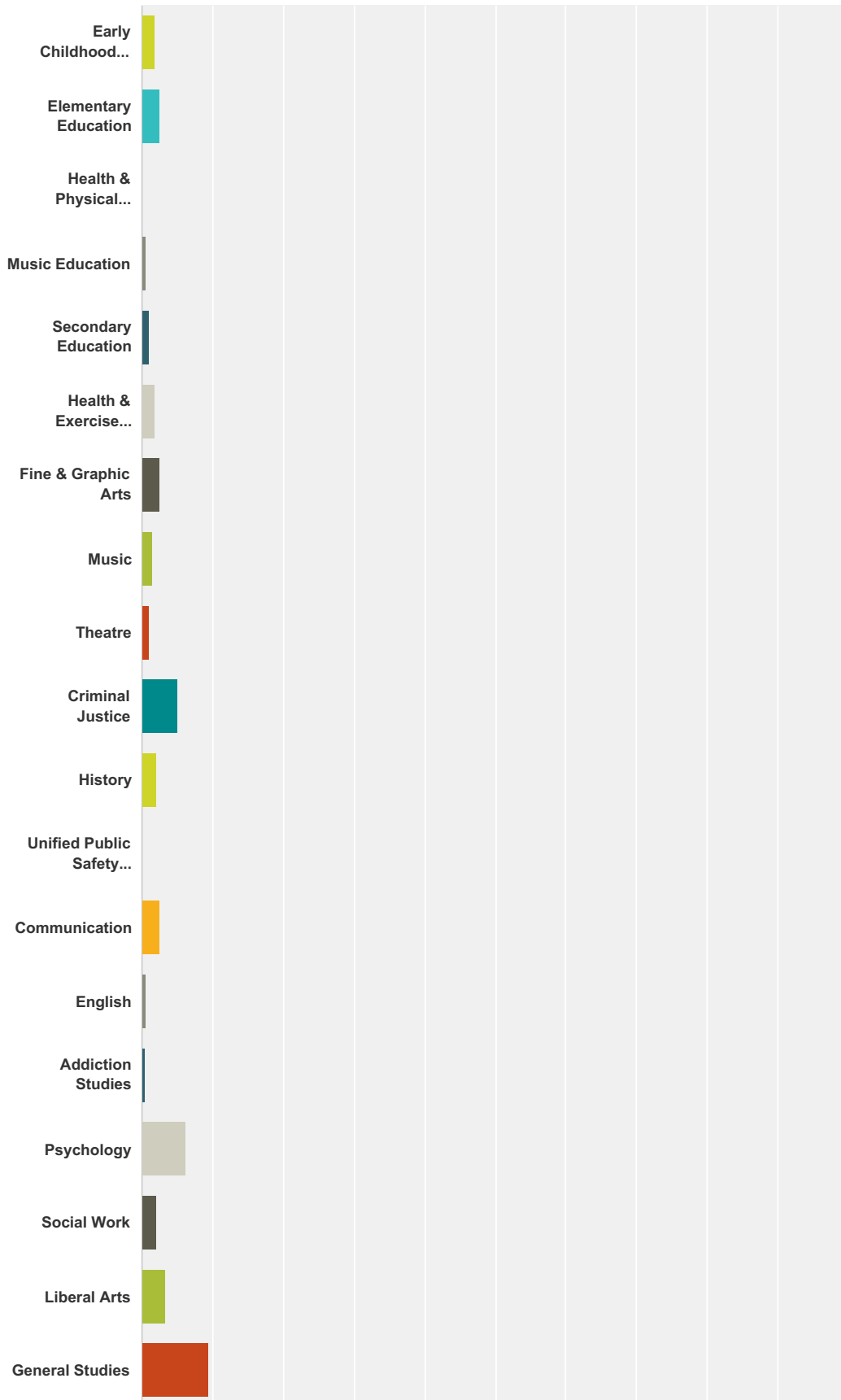
Answered: 263 Skipped: 18



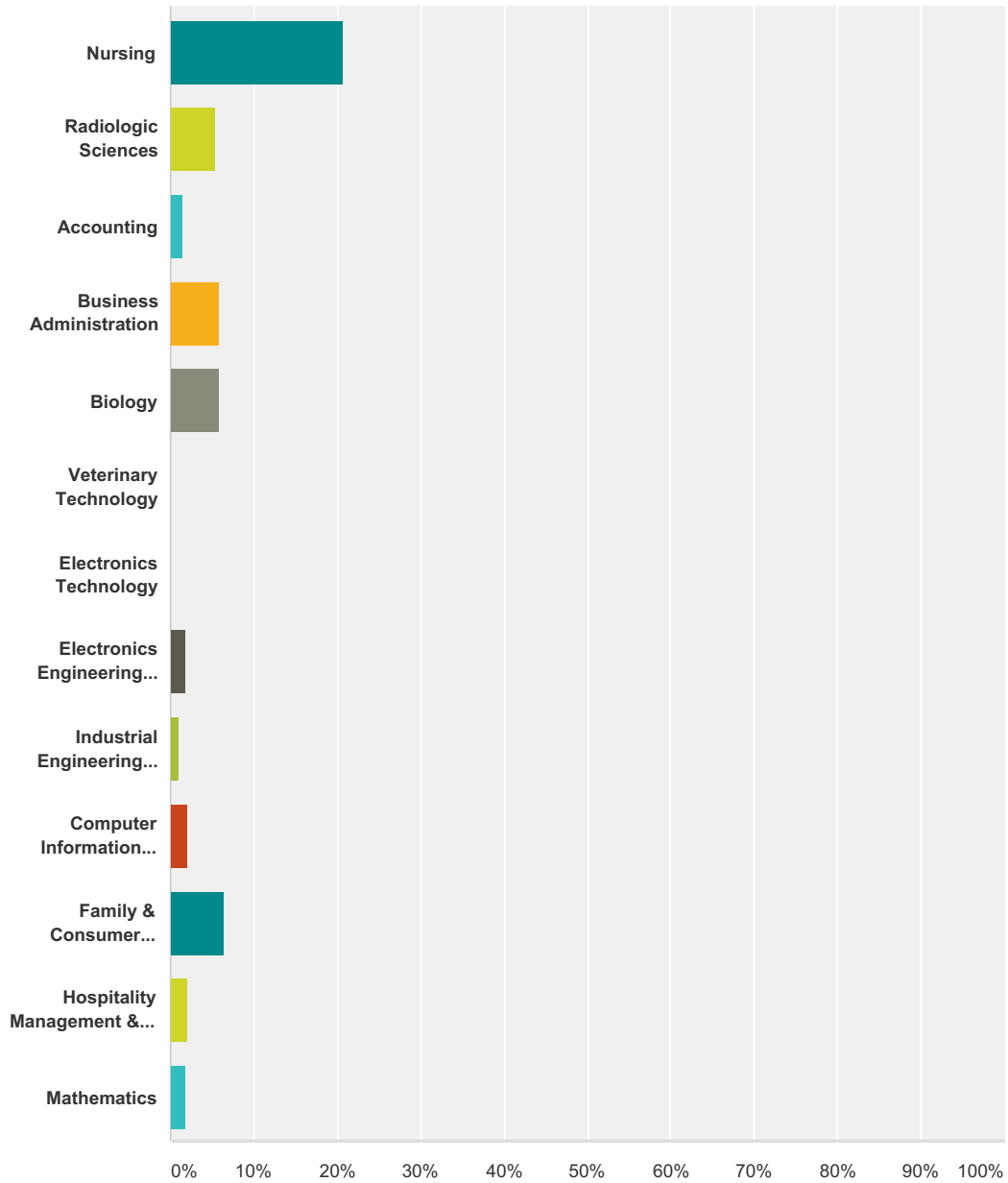
Answer Choices	Responses
Associate's	15.21% 40
Bachelor's	84.79% 223
<b>Total</b>	<b>263</b>

### Q3 Indicate Major

Answered: 275 Skipped: 6



NSU GSS - Spring 2015



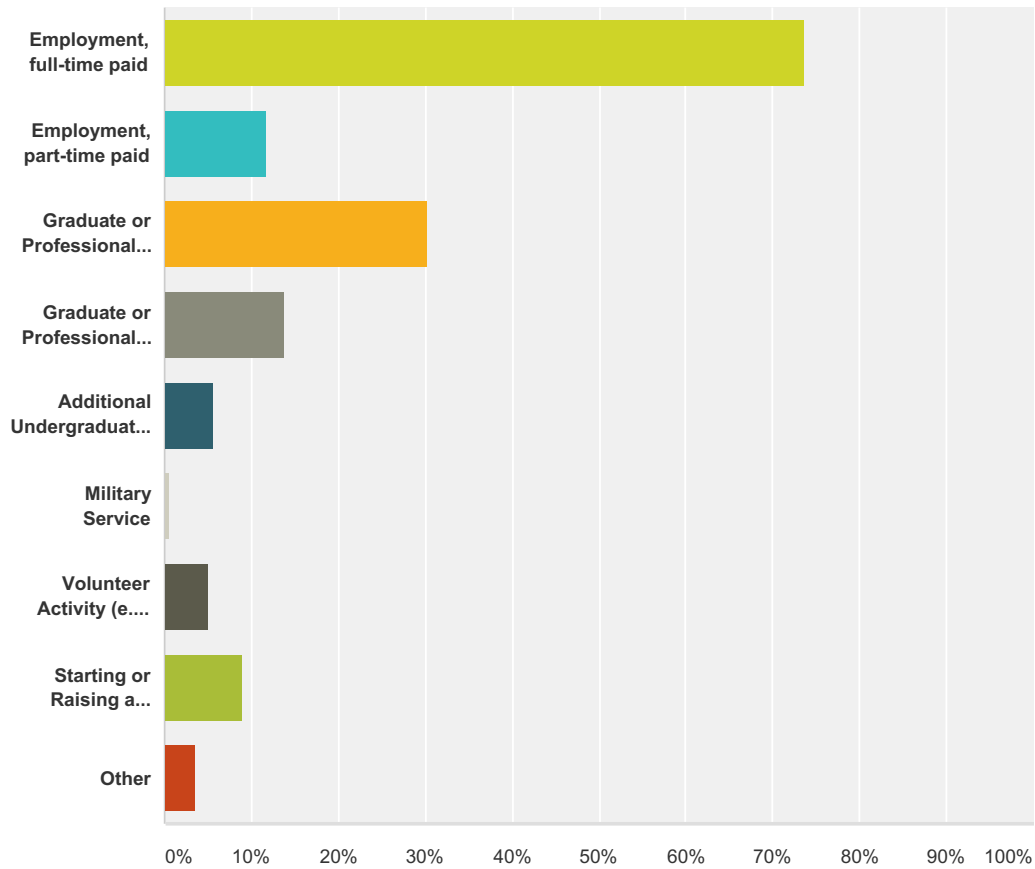
Answer Choices	Responses
Early Childhood Education	1.82% 5
Elementary Education	2.55% 7
Health & Physical Education	0.00% 0
Music Education	0.73% 2
Secondary Education	1.09% 3
Health & Exercise Science	1.82% 5
Fine & Graphic Arts	2.55% 7
Music	1.45% 4
Theatre	1.09% 3

NSU GSS - Spring 2015

Criminal Justice	5.09%	14
History	2.18%	6
Unified Public Safety Administration	0.00%	0
Communication	2.55%	7
English	0.73%	2
Addiction Studies	0.36%	1
Psychology	6.18%	17
Social Work	2.18%	6
Liberal Arts	3.27%	9
General Studies	9.45%	26
Nursing	20.73%	57
Radiologic Sciences	5.45%	15
Accounting	1.45%	4
Business Administration	5.82%	16
Biology	5.82%	16
Veterinary Technology	0.00%	0
Electronics Technology	0.00%	0
Electronics Engineering Technology	1.82%	5
Industrial Engineering Technology	1.09%	3
Computer Information Systems	2.18%	6
Family & Consumer Sciences	6.55%	18
Hospitality Management & Tourism	2.18%	6
Mathematics	1.82%	5
<b>Total</b>		<b>275</b>

**Q4 What is MOST LIKELY to be your PRINCIPAL activity upon graduation?  
Select all that apply.**

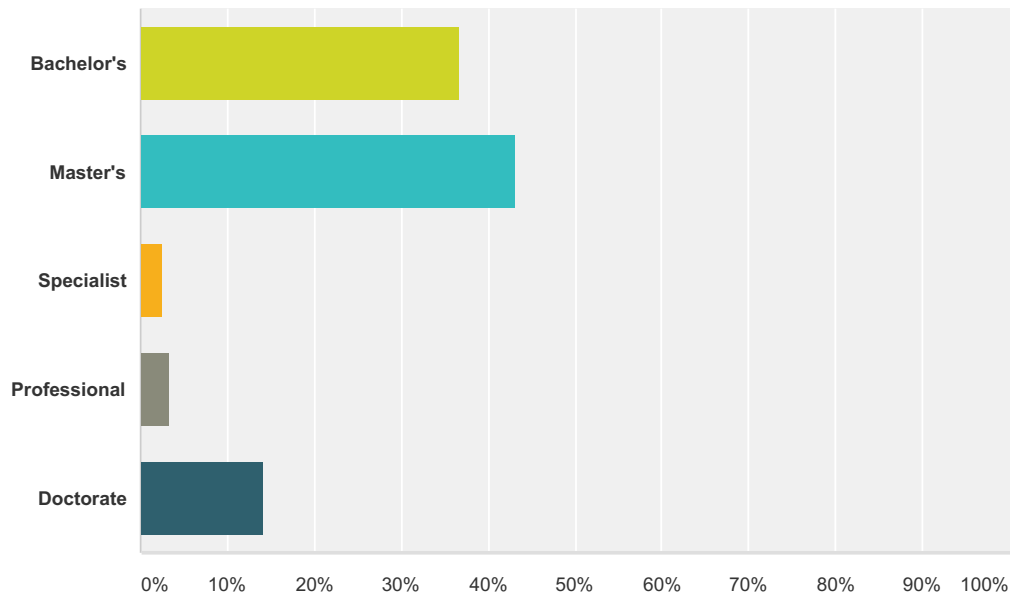
Answered: 281 Skipped: 0



Answer Choices	Responses
Employment, full-time paid	73.67% 207
Employment, part-time paid	11.74% 33
Graduate or Professional School, full-time	30.25% 85
Graduate or Professional School, part-time	13.88% 39
Additional Undergraduate Coursework	5.69% 16
Military Service	0.71% 2
Volunteer Activity (e.g., Peace Corps)	4.98% 14
Starting or Raising a Family	8.90% 25
Other	3.56% 10
<b>Total Respondents: 281</b>	

### Q5 Indicate the degree you ultimately plan to earn.

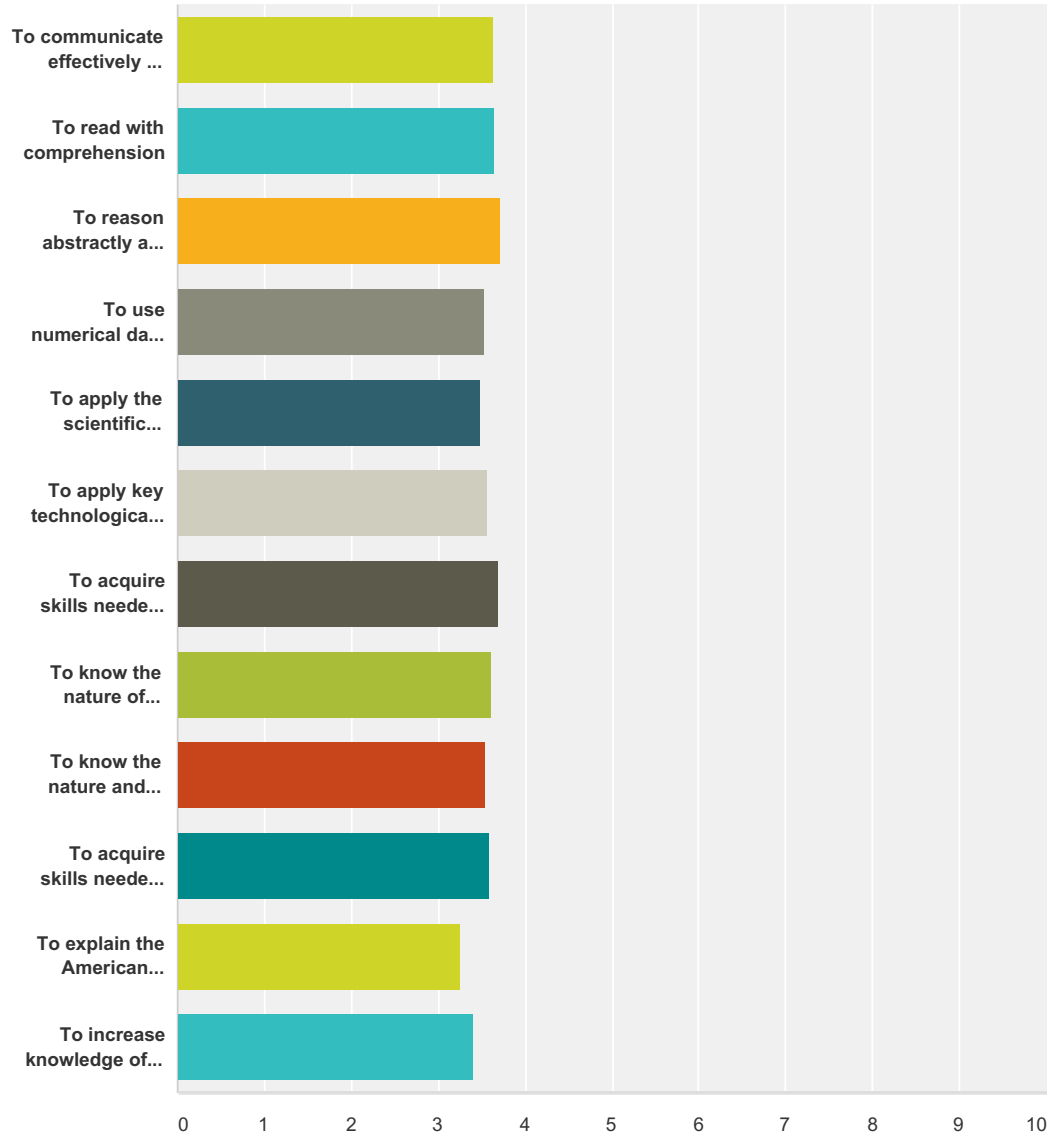
Answered: 269 Skipped: 12



Answer Choices	Responses
Bachelor's	36.80% 99
Master's	43.12% 116
Specialist	2.60% 7
Professional	3.35% 9
Doctorate	14.13% 38
<b>Total</b>	<b>269</b>

### Q6 Indicate your satisfaction with how your education has helped you in the following areas.

Answered: 280 Skipped: 1



	Very Dissatisfied	Dissatisfied	Satisfied	Very Satisfied	N/A	Total	Weighted Average
To communicate effectively in oral and written English	0.71% 2	0.36% 1	32.14% 90	64.64% 181	2.14% 6	280	3.64
To read with comprehension	1.07% 3	0.71% 2	30.00% 84	66.07% 185	2.14% 6	280	3.65
To reason abstractly and think critically	1.08% 3	0.36% 1	24.37% 68	73.12% 204	1.08% 3	279	3.71
To use numerical data and statistics	1.07% 3	2.50% 7	38.21% 107	56.07% 157	2.14% 6	280	3.53

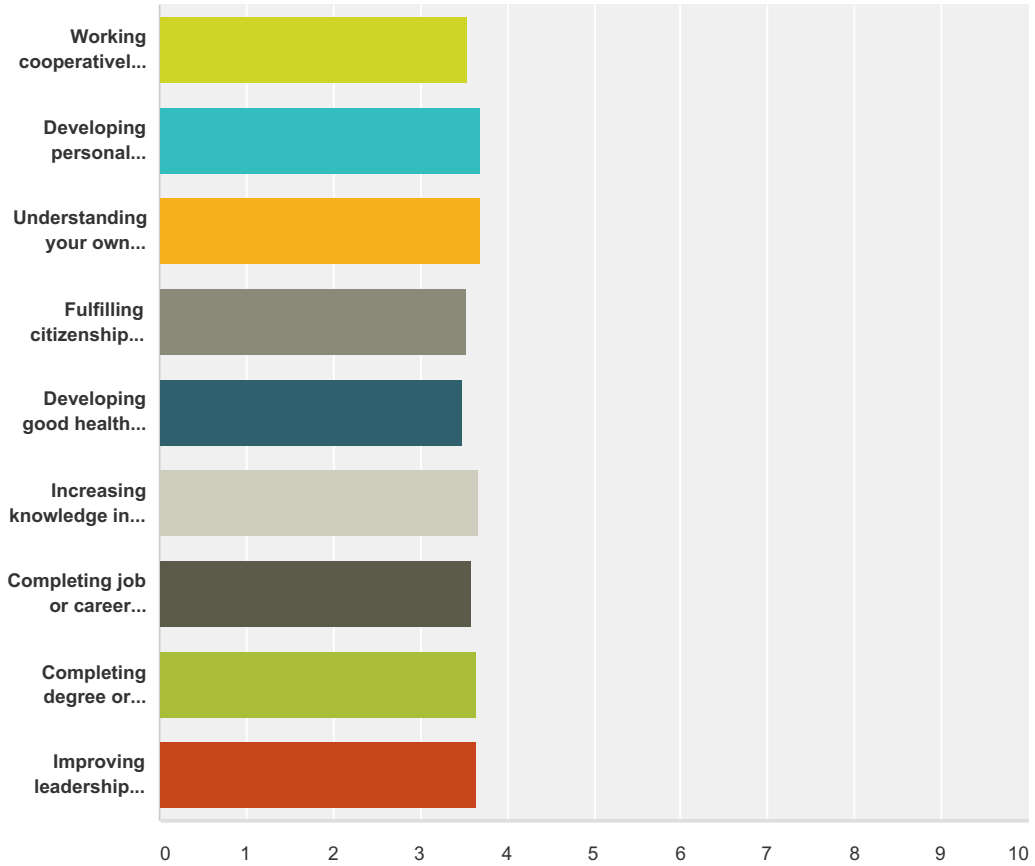


NSU GSS - Spring 2015

To apply the scientific method	<b>1.07%</b> 3	<b>5.36%</b> 15	<b>35.71%</b> 100	<b>54.64%</b> 153	<b>3.21%</b> 9	280	3.49
To apply key technological and informational applications	<b>0.71%</b> 2	<b>2.14%</b> 6	<b>36.79%</b> 103	<b>58.21%</b> 163	<b>2.14%</b> 6	280	3.56
To acquire skills needed to learn independently	<b>0.71%</b> 2	<b>1.79%</b> 5	<b>24.29%</b> 68	<b>72.50%</b> 203	<b>0.71%</b> 2	280	3.70
To know the nature of cultural diversity	<b>1.08%</b> 3	<b>1.79%</b> 5	<b>31.18%</b> 87	<b>65.23%</b> 182	<b>0.72%</b> 2	279	3.62
To know the nature and value of the visual and performing arts	<b>1.43%</b> 4	<b>2.15%</b> 6	<b>34.77%</b> 97	<b>55.91%</b> 156	<b>5.73%</b> 16	279	3.54
To acquire skills needed to develop a personal value system	<b>0.72%</b> 2	<b>3.24%</b> 9	<b>30.94%</b> 86	<b>63.31%</b> 176	<b>1.80%</b> 5	278	3.60
To explain the American political and economic system	<b>2.52%</b> 7	<b>9.71%</b> 27	<b>41.01%</b> 114	<b>39.21%</b> 109	<b>7.55%</b> 21	278	3.26
To increase knowledge of international education through the study of arts & culture of other countries	<b>1.43%</b> 4	<b>6.45%</b> 18	<b>39.07%</b> 109	<b>46.59%</b> 130	<b>6.45%</b> 18	279	3.40

**Q7 Indicate your level of satisfaction with how your experiences at NSU have helped you in the following areas:**

Answered: 280 Skipped: 1



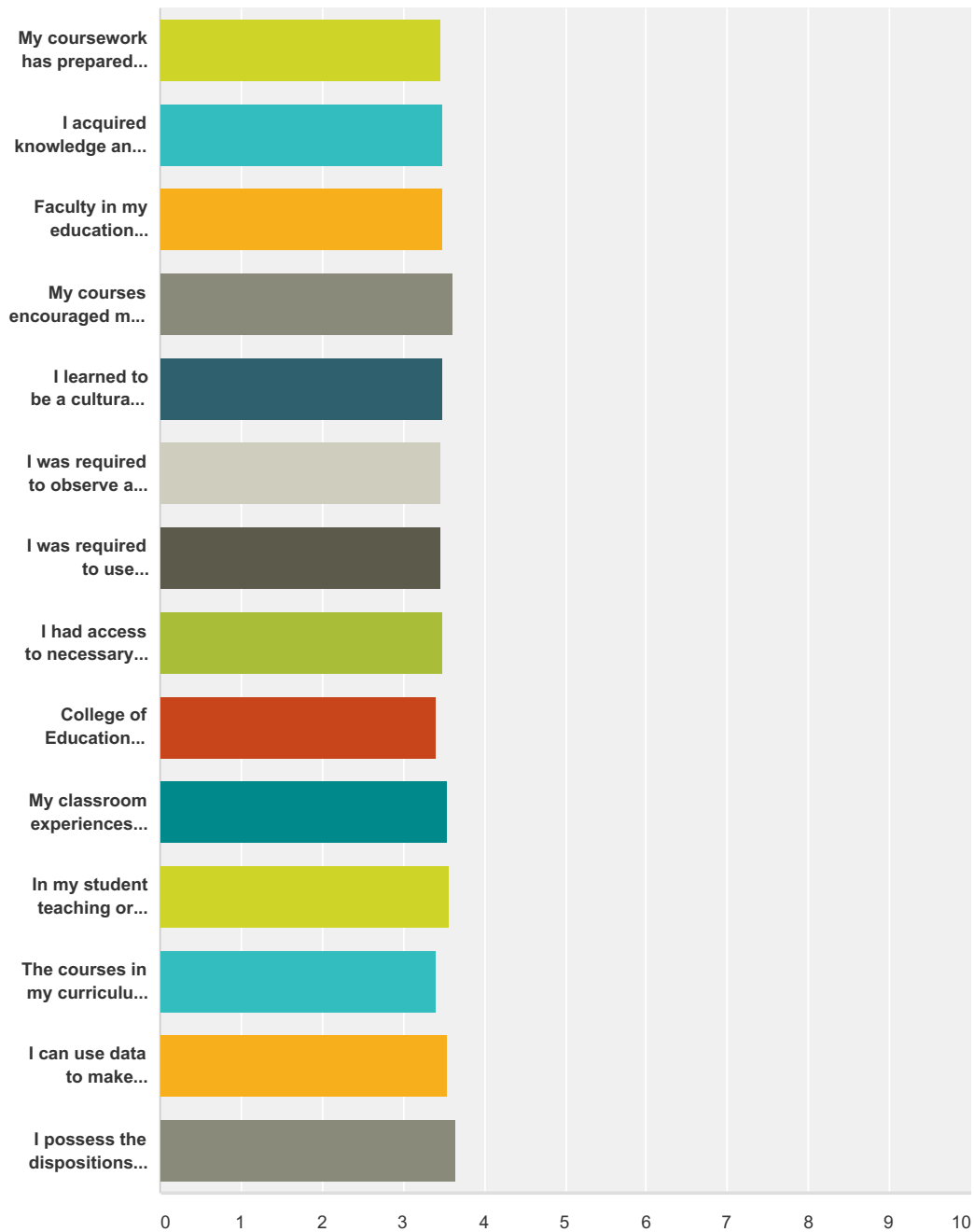
	Very Dissatisfied	Dissatisfied	Satisfied	Very Satisfied	N/A	Total	Weighted Average
Working cooperatively as a group member	1.43% 4	2.50% 7	36.07% 101	58.21% 163	1.79% 5	280	3.54
Developing personal independence	0.72% 2	0.36% 1	27.60% 77	70.61% 197	0.72% 2	279	3.69
Understanding your own abilities, interests, and personality	0.71% 2	1.07% 3	26.43% 74	71.07% 199	0.71% 2	280	3.69
Fulfilling citizenship responsibilities	1.43% 4	2.14% 6	36.07% 101	56.07% 157	4.29% 12	280	3.53
Developing good health habits and physical fitness	1.79% 5	3.93% 11	34.64% 97	52.50% 147	7.14% 20	280	3.48
Increasing knowledge in chosen academic field	0.71% 2	2.14% 6	25.71% 72	71.07% 199	0.36% 1	280	3.68
Completing job or career requirements	0.71% 2	3.21% 9	31.43% 88	61.79% 173	2.86% 8	280	3.59
Completing degree or certification requirements	0.72% 2	1.79% 5	28.67% 80	68.10% 190	0.72% 2	279	3.65

NSU GSS - Spring 2015

Improving leadership ability	<b>1.08%</b> 3	<b>1.79%</b> 5	<b>27.60%</b> 77	<b>68.46%</b> 191	<b>1.08%</b> 3	279	3.65
------------------------------	-------------------	-------------------	---------------------	----------------------	-------------------	-----	------

### Q8 Indicate your level of agreement with the following items:

Answered: 37 Skipped: 244



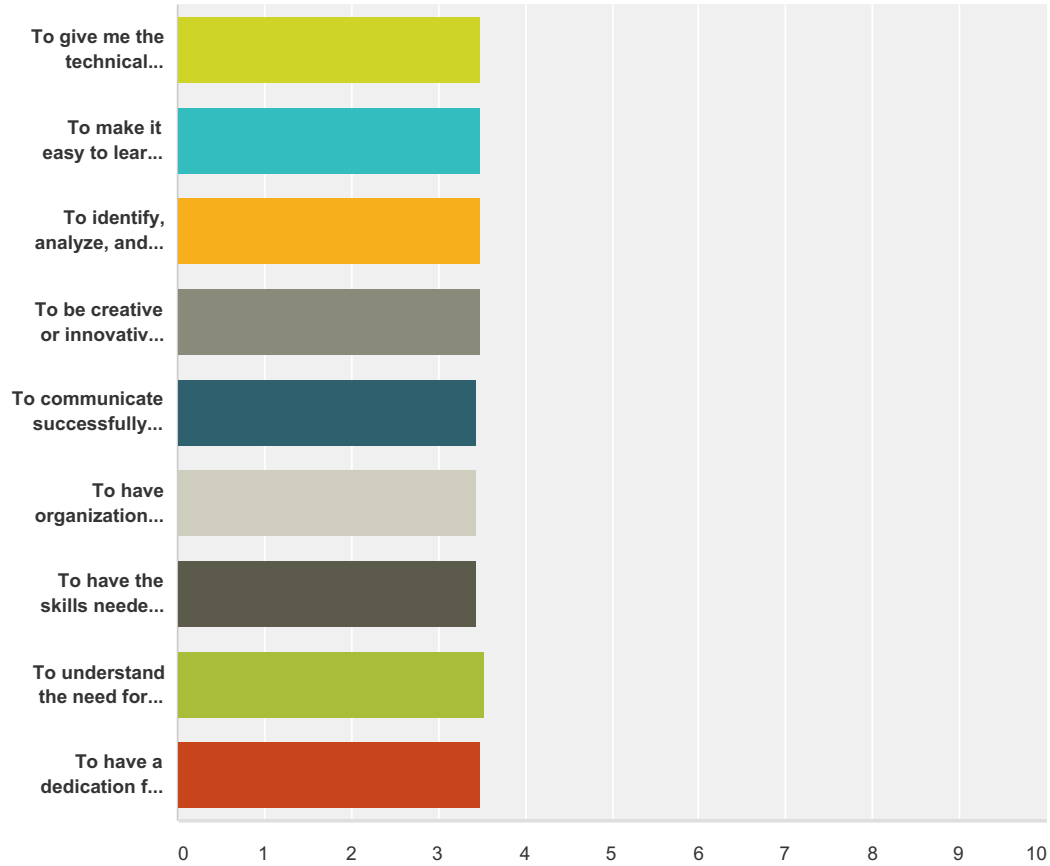
	Strongly Disagree	Disagree	Agree	Strongly Agree	Total	Weighted Average
My coursework has prepared me to teach.	0.00% 0	2.70% 1	48.65% 18	48.65% 18	37	3.46
I acquired knowledge and skills that will assist me in teaching students to think creatively and critically.	0.00% 0	2.70% 1	45.95% 17	51.35% 19	37	3.49

NSU GSS - Spring 2015

Faculty in my education courses were "Models for learning."	<b>0.00%</b> 0	<b>5.41%</b> 2	<b>40.54%</b> 15	<b>54.05%</b> 20	37	3.49
My courses encouraged me to take responsibility for my own learning.	<b>0.00%</b> 0	<b>0.00%</b> 0	<b>37.84%</b> 14	<b>62.16%</b> 23	37	3.62
I learned to be a culturally responsive teacher.	<b>0.00%</b> 0	<b>8.11%</b> 3	<b>35.14%</b> 13	<b>56.76%</b> 21	37	3.49
I was required to observe and participate in PK-12 classrooms in the full range of my certification area.	<b>0.00%</b> 0	<b>8.11%</b> 3	<b>37.84%</b> 14	<b>54.05%</b> 20	37	3.46
I was required to use technology in the planning and implementation of lessons for PK-12 students.	<b>0.00%</b> 0	<b>10.81%</b> 4	<b>32.43%</b> 12	<b>56.76%</b> 21	37	3.46
I had access to necessary technology for learning.	<b>0.00%</b> 0	<b>5.41%</b> 2	<b>40.54%</b> 15	<b>54.05%</b> 20	37	3.49
College of Education classes provided practical applications for teaching in PK-12 classrooms.	<b>2.70%</b> 1	<b>5.41%</b> 2	<b>40.54%</b> 15	<b>51.35%</b> 19	37	3.41
My classroom experiences have prepared me for working with students with differing backgrounds.	<b>0.00%</b> 0	<b>2.70%</b> 1	<b>40.54%</b> 15	<b>56.76%</b> 21	37	3.54
In my student teaching or internship semester, I taught at least one week independently.	<b>0.00%</b> 0	<b>5.41%</b> 2	<b>32.43%</b> 12	<b>62.16%</b> 23	37	3.57
The courses in my curriculum prepared me for required licensure tests (PRAXIS, PLT and content areas).	<b>0.00%</b> 0	<b>10.81%</b> 4	<b>37.84%</b> 14	<b>51.35%</b> 19	37	3.41
I can use data to make decisions about how I impact student learning.	<b>0.00%</b> 0	<b>2.70%</b> 1	<b>40.54%</b> 15	<b>56.76%</b> 21	37	3.54
I possess the dispositions necessary to be a successful teacher.	<b>0.00%</b> 0	<b>0.00%</b> 0	<b>35.14%</b> 13	<b>64.86%</b> 24	37	3.65

### Q9 Indicate your satisfaction with how your education has helped you in the following areas:

Answered: 27 Skipped: 254



	Very Dissatisfied	Dissatisfied	Satisfied	Very Satisfied	Total	Weighted Average
To give me the technical skills I will need for a career in my degree area	0.00% 0	0.00% 0	51.85% 14	48.15% 13	27	3.48
To make it easy to learn new technical skills I will need for the job	0.00% 0	0.00% 0	51.85% 14	48.15% 13	27	3.48
To identify, analyze, and solve technical problems	0.00% 0	0.00% 0	51.85% 14	48.15% 13	27	3.48
To be creative or innovative in solving technical problems	0.00% 0	3.70% 1	44.44% 12	51.85% 14	27	3.48
To communicate successfully with a team and with management to solve technical problems	0.00% 0	3.70% 1	48.15% 13	48.15% 13	27	3.44
To have organizational and management skills needed to supervise a team	0.00% 0	3.70% 1	48.15% 13	48.15% 13	27	3.44
To have the skills needed to transition into technology management	0.00% 0	3.70% 1	48.15% 13	48.15% 13	27	3.44
To understand the need for timeliness and adherence to deadlines	0.00% 0	0.00% 0	48.15% 13	51.85% 14	27	3.52

NSU GSS - Spring 2015

To have a dedication for quality and continuous improvement	<b>0.00%</b> 0	<b>0.00%</b> 0	<b>51.85%</b> 14	<b>48.15%</b> 13	27	3.48
---	-------------------	-------------------	---------------------	---------------------	----	------