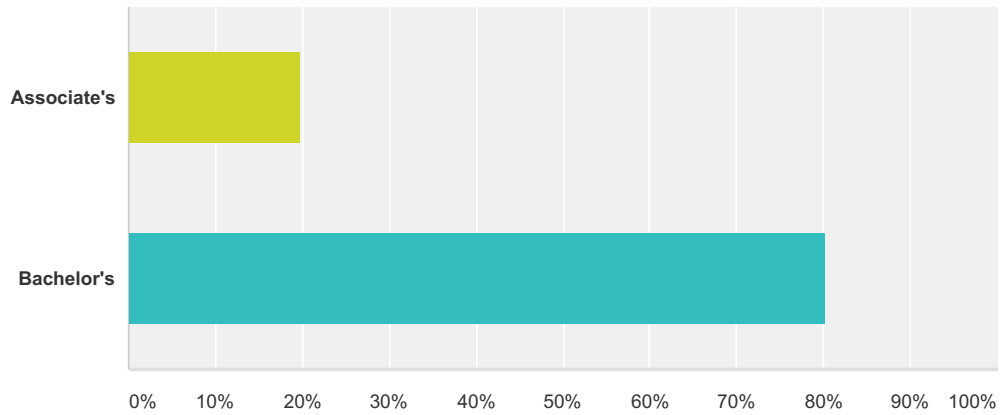


Q1 Please enter your eight or nine digit student identification number.

Answered: 213 Skipped: 0

Q2 Indicate Degree Earned

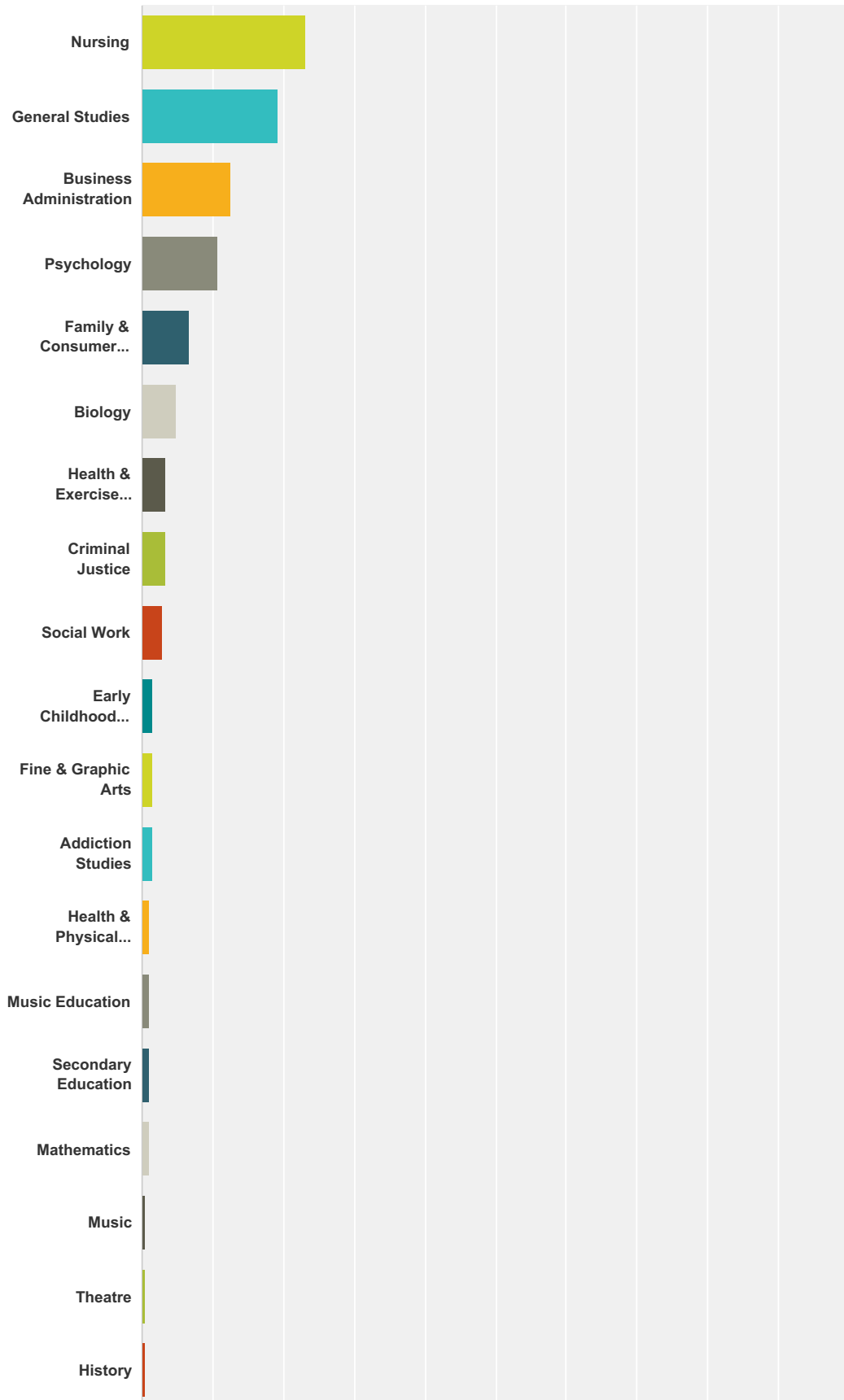
Answered: 207 Skipped: 6



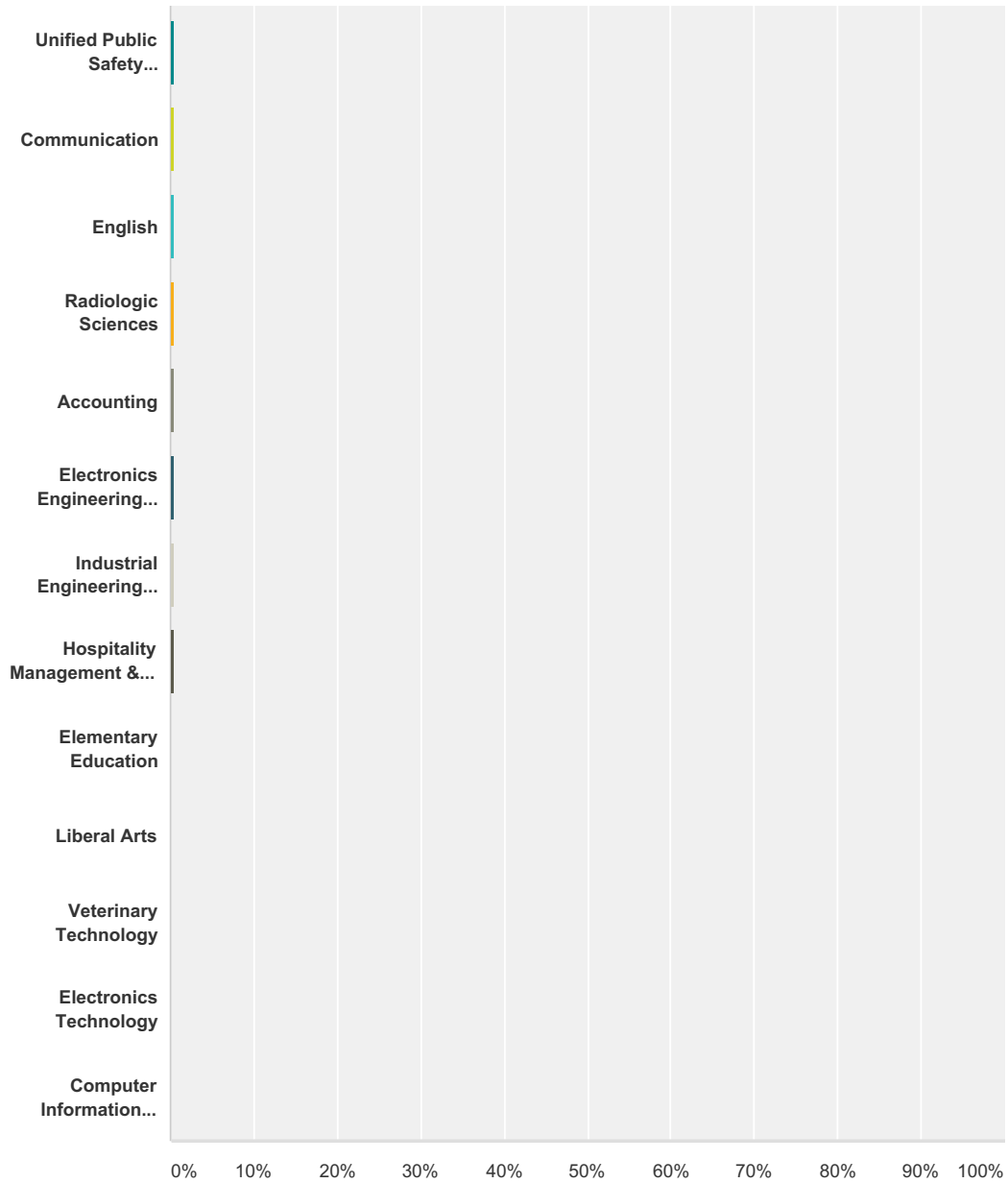
Answer Choices	Responses	Count
Associate's	19.81%	41
Bachelor's	80.19%	166
Total		207

Q3 Indicate Major

Answered: 208 Skipped: 5



NSU GSS - Fall 2014



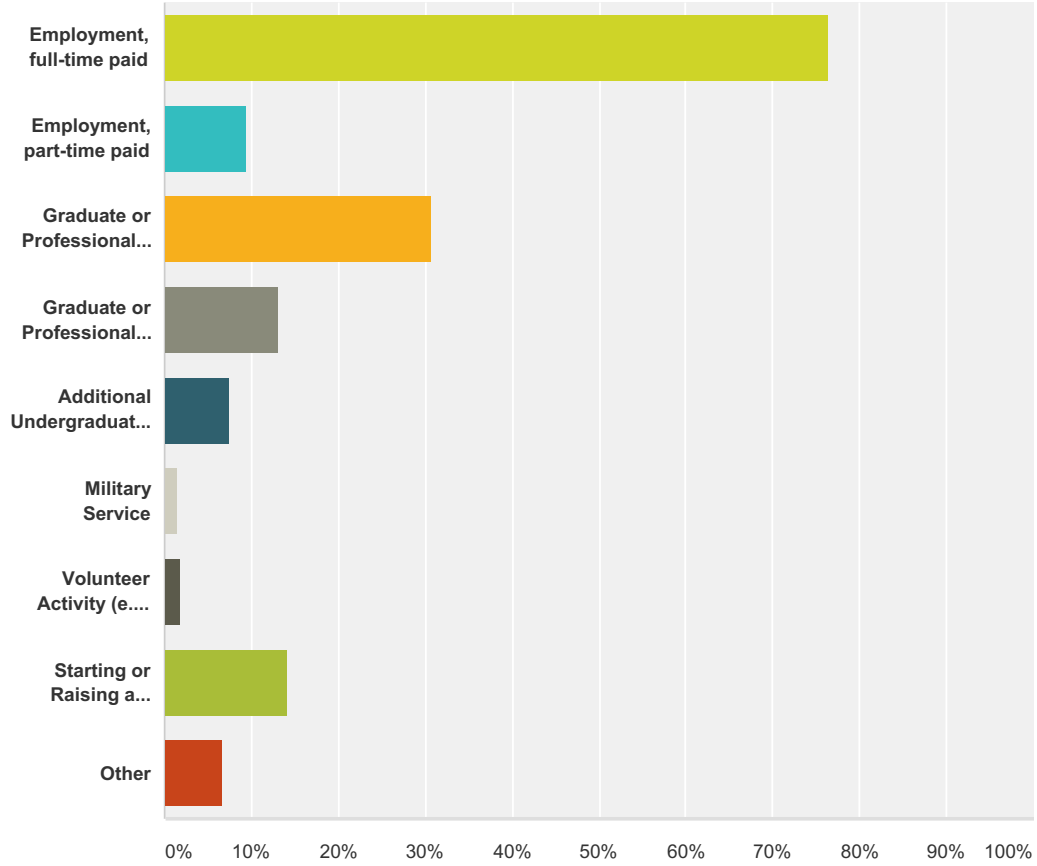
Answer Choices	Responses	Count
Nursing	23.08%	48
General Studies	19.23%	40
Business Administration	12.50%	26
Psychology	10.58%	22
Family & Consumer Sciences	6.73%	14
Biology	4.81%	10
Health & Exercise Science	3.37%	7
Criminal Justice	3.37%	7
Social Work	2.88%	6

NSU GSS - Fall 2014

Early Childhood Education	1.44%	3
Fine & Graphic Arts	1.44%	3
Addiction Studies	1.44%	3
Health & Physical Education	0.96%	2
Music Education	0.96%	2
Secondary Education	0.96%	2
Mathematics	0.96%	2
Music	0.48%	1
Theatre	0.48%	1
History	0.48%	1
Unified Public Safety Administration	0.48%	1
Communication	0.48%	1
English	0.48%	1
Radiologic Sciences	0.48%	1
Accounting	0.48%	1
Electronics Engineering Technology	0.48%	1
Industrial Engineering Technology	0.48%	1
Hospitality Management & Tourism	0.48%	1
Elementary Education	0.00%	0
Liberal Arts	0.00%	0
Veterinary Technology	0.00%	0
Electronics Technology	0.00%	0
Computer Information Systems	0.00%	0
Total		208

**Q4 What is MOST LIKELY to be your PRINCIPAL activity upon graduation?
Select all that apply.**

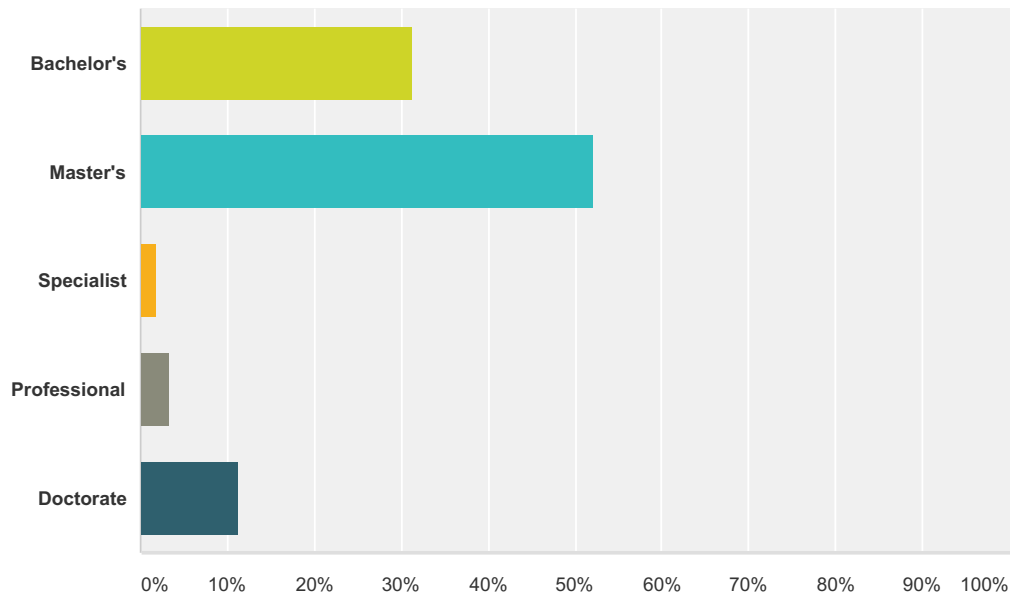
Answered: 212 Skipped: 1



Answer Choices	Responses
Employment, full-time paid	76.42% 162
Employment, part-time paid	9.43% 20
Graduate or Professional School, full-time	30.66% 65
Graduate or Professional School, part-time	13.21% 28
Additional Undergraduate Coursework	7.55% 16
Military Service	1.42% 3
Volunteer Activity (e.g., Peace Corps)	1.89% 4
Starting or Raising a Family	14.15% 30
Other	6.60% 14
Total Respondents: 212	

Q5 Indicate the degree you ultimately plan to earn.

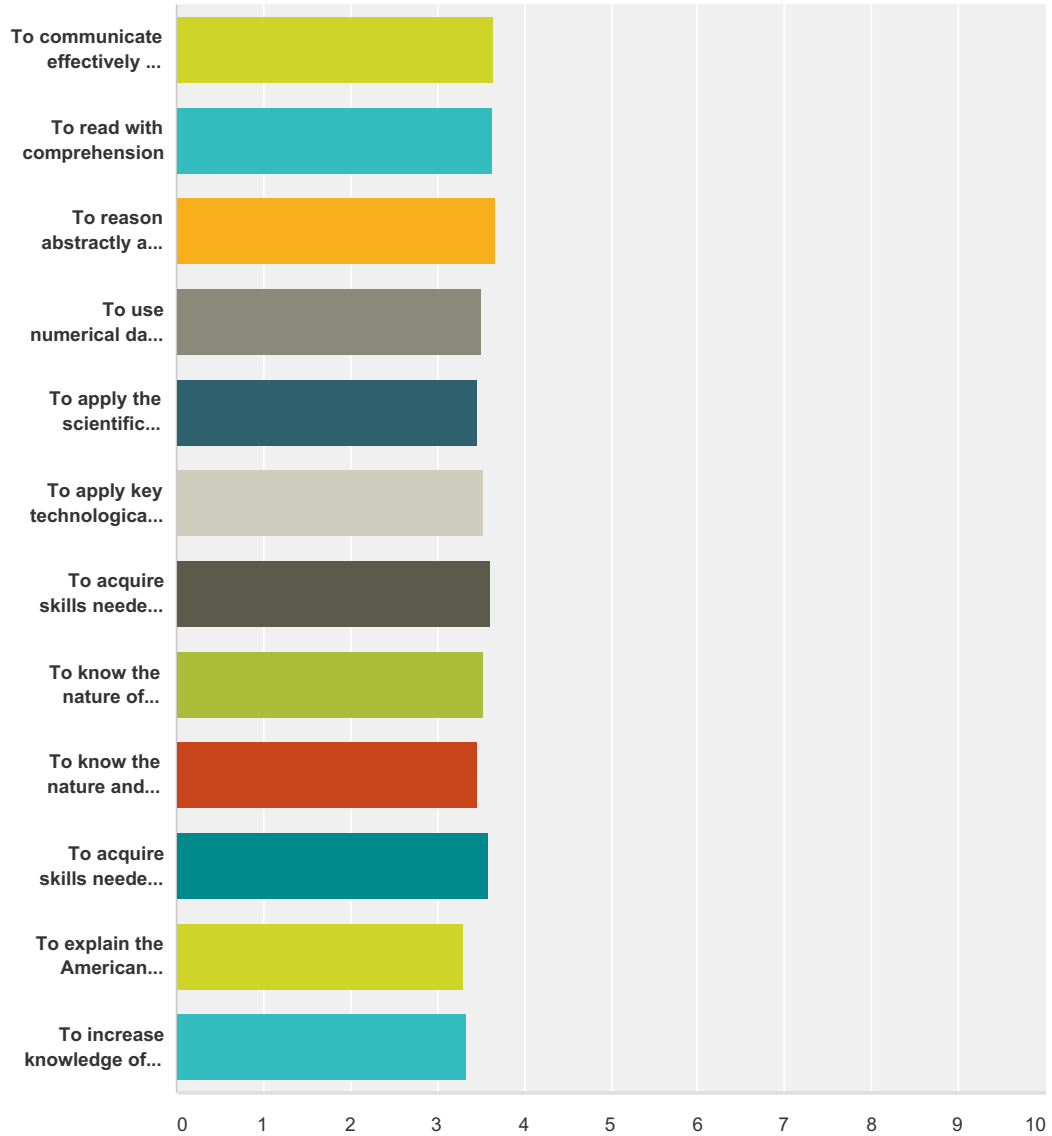
Answered: 205 Skipped: 8



Answer Choices	Responses
Bachelor's	31.22% 64
Master's	52.20% 107
Specialist	1.95% 4
Professional	3.41% 7
Doctorate	11.22% 23
Total	205

Q6 Indicate your satisfaction with how your education has helped you in the following areas.

Answered: 211 Skipped: 2



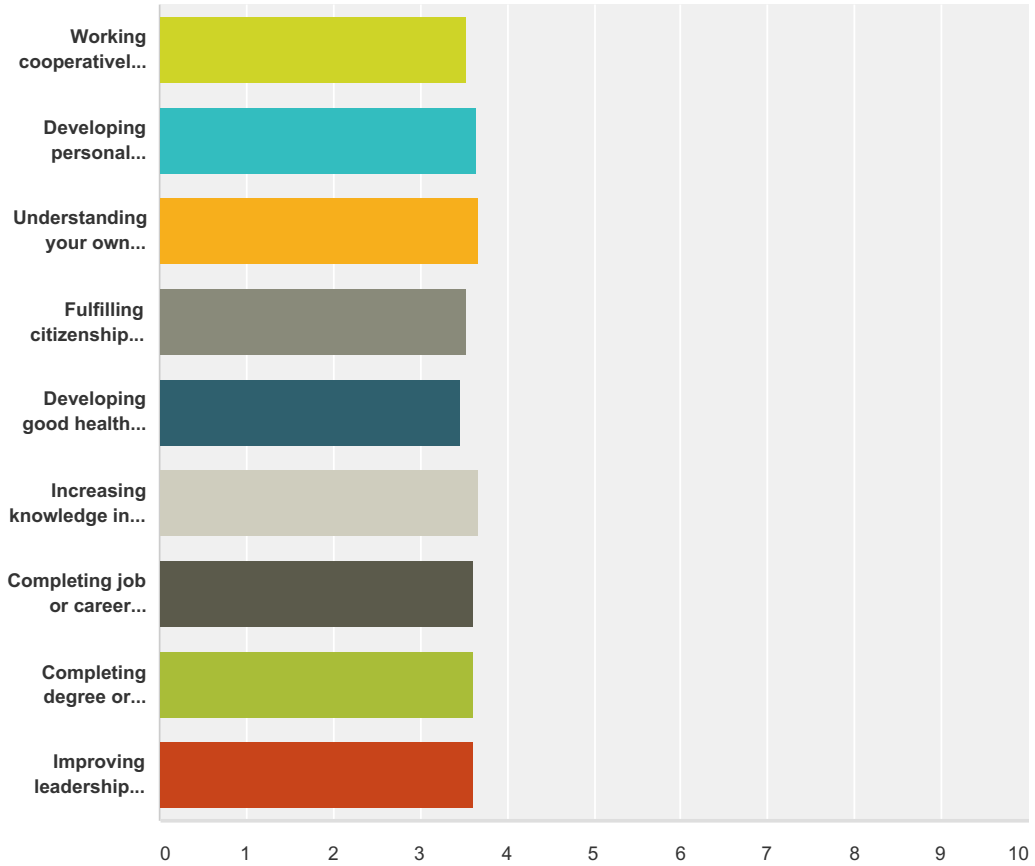
	Very Dissatisfied	Dissatisfied	Satisfied	Very Satisfied	N/A	Total	Weighted Average
To communicate effectively in oral and written English	0.48% 1	0.95% 2	31.43% 66	65.24% 137	1.90% 4	210	3.65
To read with comprehension	0.47% 1	0.47% 1	32.70% 69	63.98% 135	2.37% 5	211	3.64
To reason abstractly and think critically	0.47% 1	0.95% 2	28.91% 61	69.67% 147	0.00% 0	211	3.68
To use numerical data and statistics	0.48% 1	3.33% 7	40.95% 86	53.81% 113	1.43% 3	210	3.50

NSU GSS - Fall 2014

To apply the scientific method	0.47% 1	1.90% 4	47.87% 101	47.39% 100	2.37% 5	211	3.46
To apply key technological and informational applications	0.95% 2	1.43% 3	40.00% 84	55.24% 116	2.38% 5	210	3.53
To acquire skills needed to learn independently	1.42% 3	1.42% 3	30.81% 65	64.93% 137	1.42% 3	211	3.62
To know the nature of cultural diversity	0.95% 2	2.86% 6	38.57% 81	56.67% 119	0.95% 2	210	3.52
To know the nature and value of the visual and performing arts	0.95% 2	2.37% 5	42.18% 89	48.34% 102	6.16% 13	211	3.47
To acquire skills needed to develop a personal value system	0.47% 1	1.42% 3	34.60% 73	59.72% 126	3.79% 8	211	3.60
To explain the American political and economic system	0.95% 2	7.11% 15	49.76% 105	36.49% 77	5.69% 12	211	3.29
To increase knowledge of international education through the study of arts & culture of other countries	0.48% 1	7.62% 16	44.76% 94	39.52% 83	7.62% 16	210	3.34

Q7 Indicate your level of satisfaction with how your experiences at NSU have helped you in the following areas:

Answered: 211 Skipped: 2



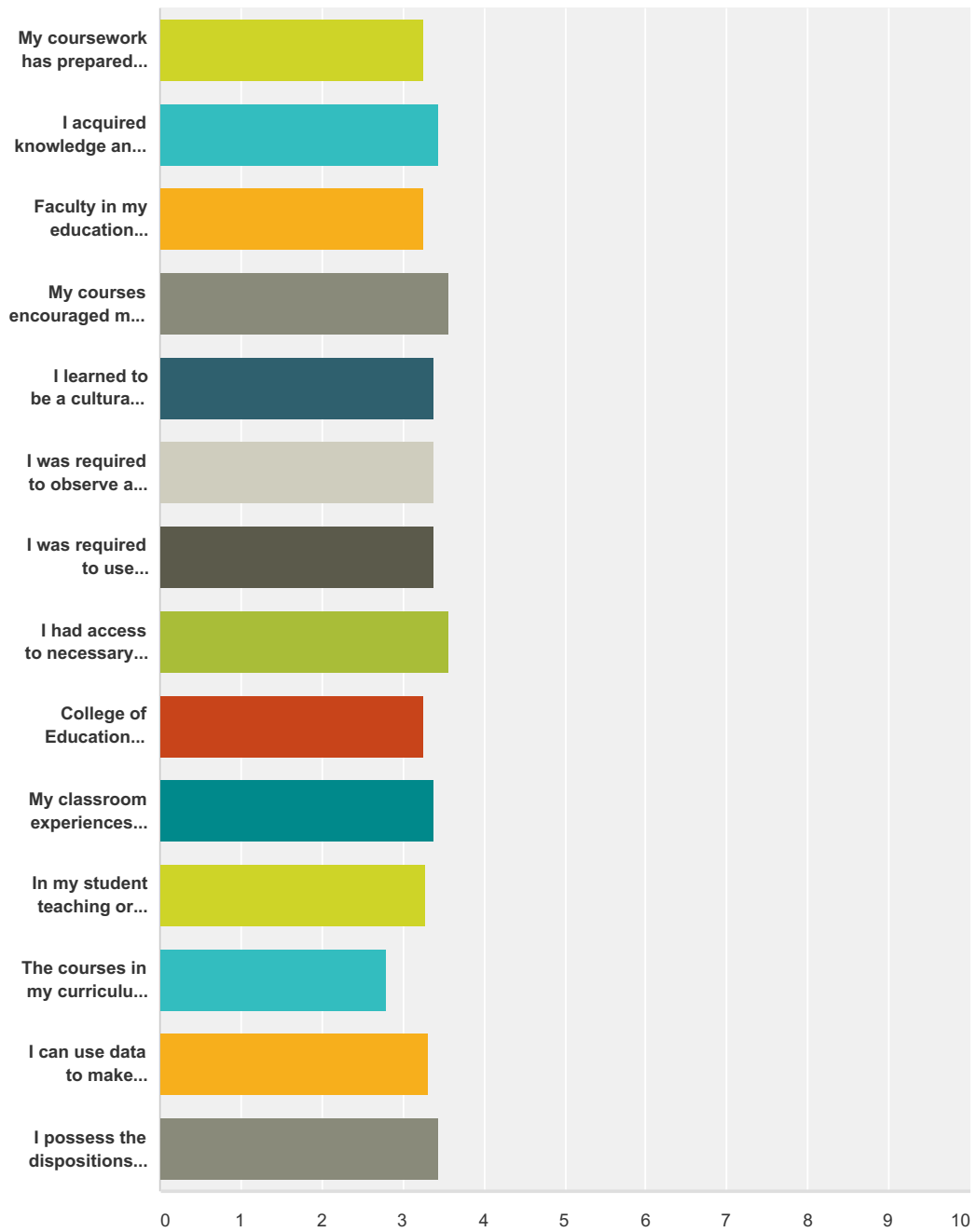
	Very Dissatisfied	Dissatisfied	Satisfied	Very Satisfied	N/A	Total	Weighted Average
Working cooperatively as a group member	0.47% 1	1.90% 4	39.81% 84	54.03% 114	3.79% 8	211	3.53
Developing personal independence	0.47% 1	0.95% 2	31.28% 66	65.88% 139	1.42% 3	211	3.65
Understanding your own abilities, interests, and personality	0.95% 2	0.95% 2	28.10% 59	70.00% 147	0.00% 0	210	3.67
Fulfilling citizenship responsibilities	0.95% 2	2.38% 5	37.14% 78	52.38% 110	7.14% 15	210	3.52
Developing good health habits and physical fitness	0.95% 2	4.27% 9	37.91% 80	49.76% 105	7.11% 15	211	3.47
Increasing knowledge in chosen academic field	0.47% 1	1.42% 3	28.44% 60	69.19% 146	0.47% 1	211	3.67
Completing job or career requirements	0.95% 2	1.90% 4	31.43% 66	63.33% 133	2.38% 5	210	3.61
Completing degree or certification requirements	0.95% 2	2.38% 5	30.00% 63	66.67% 140	0.00% 0	210	3.62

NSU GSS - Fall 2014

Improving leadership ability	0.48% 1	1.91% 4	33.01% 69	64.11% 134	0.48% 1	209	3.62
------------------------------	-------------------	-------------------	---------------------	----------------------	-------------------	-----	------

Q8 Indicate your level of agreement with the following items:

Answered: 16 Skipped: 197



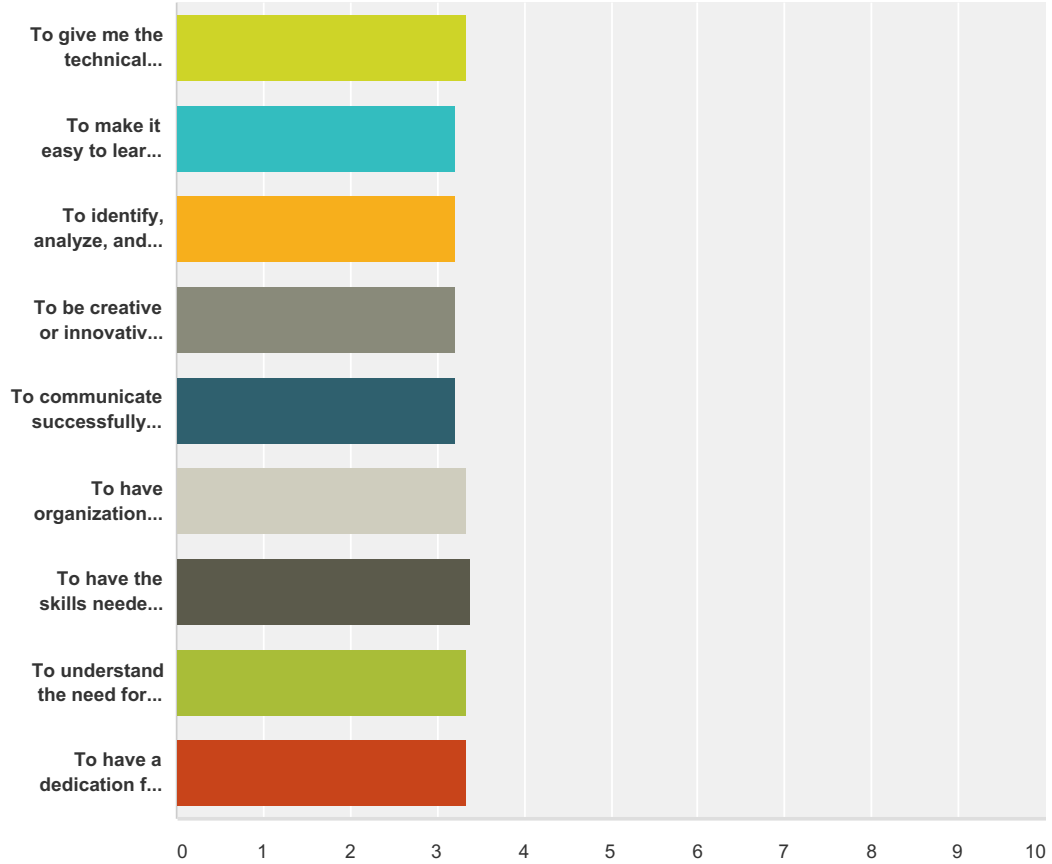
	Strongly Disagree	Disagree	Agree	Strongly Agree	Total	Weighted Average
My coursework has prepared me to teach.	0.00% 0	12.50% 2	50.00% 8	37.50% 6	16	3.25
I acquired knowledge and skills that will assist me in teaching students to think creatively and critically.	0.00% 0	0.00% 0	56.25% 9	43.75% 7	16	3.44

NSU GSS - Fall 2014

Faculty in my education courses were "Models for learning."	0.00% 0	0.00% 0	75.00% 12	25.00% 4	16	3.25
My courses encouraged me to take responsibility for my own learning.	0.00% 0	0.00% 0	43.75% 7	56.25% 9	16	3.56
I learned to be a culturally responsive teacher.	0.00% 0	6.25% 1	50.00% 8	43.75% 7	16	3.38
I was required to observe and participate in PK-12 classrooms in the full range of my certification area.	6.25% 1	0.00% 0	43.75% 7	50.00% 8	16	3.38
I was required to use technology in the planning and implementation of lessons for PK-12 students.	6.25% 1	0.00% 0	43.75% 7	50.00% 8	16	3.38
I had access to necessary technology for learning.	0.00% 0	0.00% 0	43.75% 7	56.25% 9	16	3.56
College of Education classes provided practical applications for teaching in PK-12 classrooms.	6.25% 1	6.25% 1	43.75% 7	43.75% 7	16	3.25
My classroom experiences have prepared me for working with students with differing backgrounds.	0.00% 0	6.25% 1	50.00% 8	43.75% 7	16	3.38
In my student teaching or internship semester, I taught at least one week independently.	6.67% 1	6.67% 1	40.00% 6	46.67% 7	15	3.27
The courses in my curriculum prepared me for required licensure tests (PRAXIS, PLT and content areas).	13.33% 2	13.33% 2	53.33% 8	20.00% 3	15	2.80
I can use data to make decisions about how I impact student learning.	0.00% 0	6.25% 1	56.25% 9	37.50% 6	16	3.31
I possess the dispositions necessary to be a successful teacher.	0.00% 0	6.25% 1	43.75% 7	50.00% 8	16	3.44

Q9 Indicate your satisfaction with how your education has helped you in the following areas:

Answered: 9 Skipped: 204



	Very Dissatisfied	Dissatisfied	Satisfied	Very Satisfied	Total	Weighted Average
To give me the technical skills I will need for a career in my degree area	0.00% 0	0.00% 0	66.67% 6	33.33% 3	9	3.33
To make it easy to learn new technical skills I will need for the job	0.00% 0	11.11% 1	55.56% 5	33.33% 3	9	3.22
To identify, analyze, and solve technical problems	0.00% 0	11.11% 1	55.56% 5	33.33% 3	9	3.22
To be creative or innovative in solving technical problems	0.00% 0	11.11% 1	55.56% 5	33.33% 3	9	3.22
To communicate successfully with a team and with management to solve technical problems	0.00% 0	11.11% 1	55.56% 5	33.33% 3	9	3.22
To have organizational and management skills needed to supervise a team	0.00% 0	0.00% 0	66.67% 6	33.33% 3	9	3.33
To have the skills needed to transition into technology management	0.00% 0	0.00% 0	62.50% 5	37.50% 3	8	3.38
To understand the need for timeliness and adherence to deadlines	0.00% 0	0.00% 0	66.67% 6	33.33% 3	9	3.33

NSU GSS - Fall 2014

To have a dedication for quality and continuous improvement	0.00% 0	0.00% 0	66.67% 6	33.33% 3	9	3.33
---	-------------------	-------------------	--------------------	--------------------	---	------