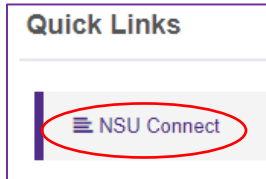
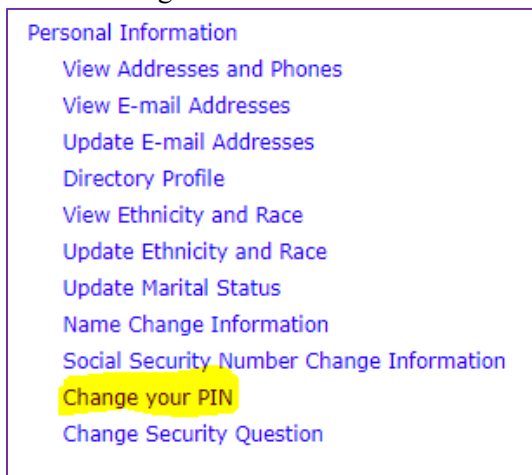


## Instructions to Reset Your PIN

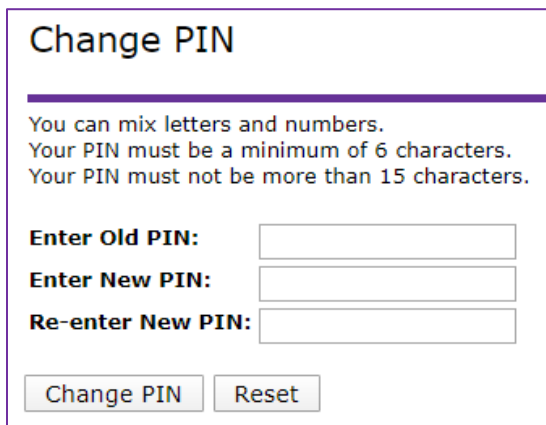
1. On any web browser – Log into your myNSU (<https://my.nsula.edu/>) account.
2. Click Sign in (Purple box on the right)  
If prompted – enter your NSU username and password.
3. Under Quick Links - Click NSU Connect



4. Select “Change Your Pin”



5. Enter your 6-digit birthday (mmddyy) as your OLD PIN, and create your NEW PIN following the instructions on the screen.

A screenshot of a web form titled 'Change PIN'. It includes instructions: 'You can mix letters and numbers. Your PIN must be a minimum of 6 characters. Your PIN must not be more than 15 characters.' Below the instructions are three input fields: 'Enter Old PIN:', 'Enter New PIN:', and 'Re-enter New PIN:'. At the bottom are two buttons: 'Change PIN' and 'Reset'.

6. Click Change PIN and you should receive message stating, “Your changes were saved successfully”.

### Personal Information

✓ Your changes were saved successfully